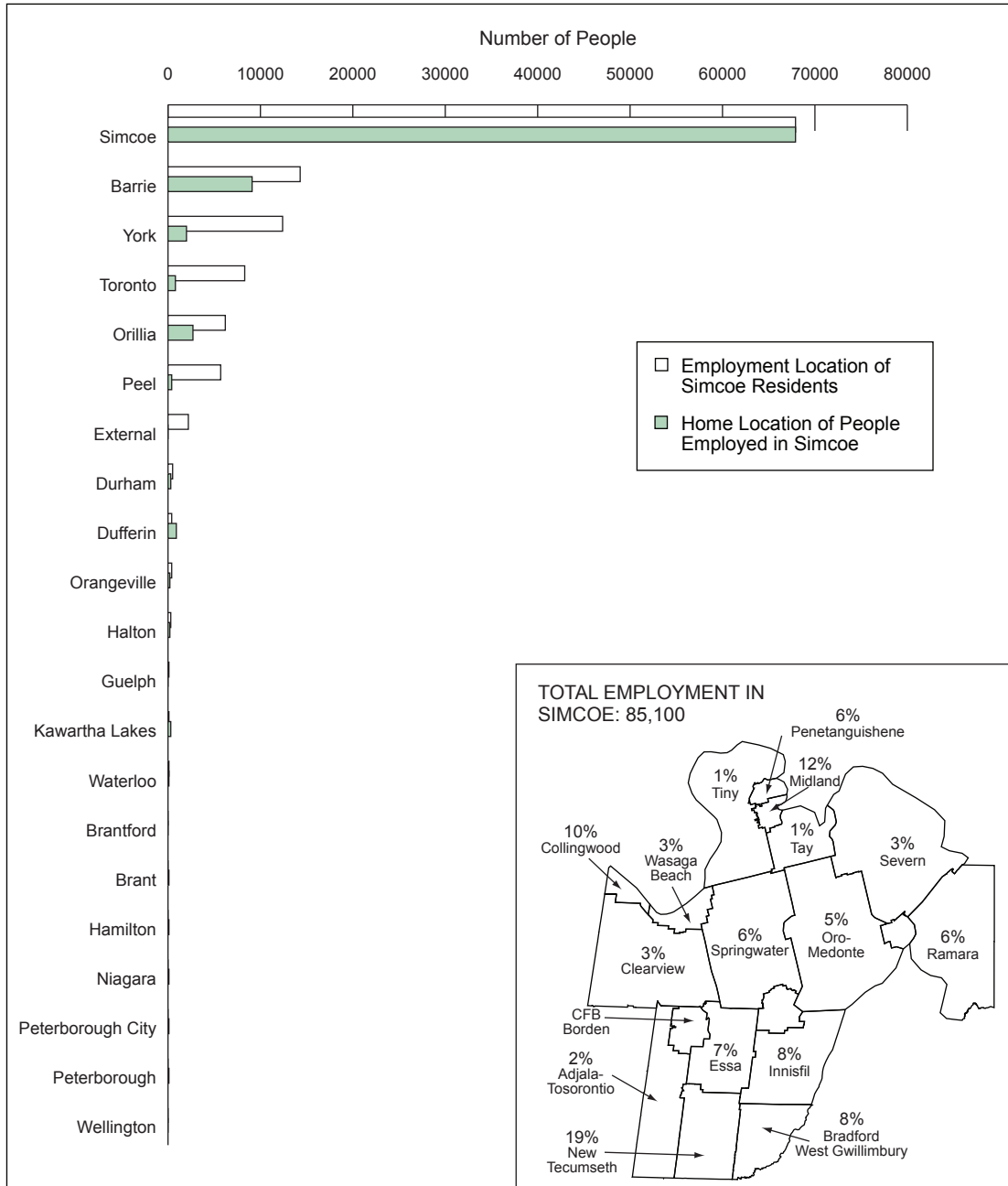


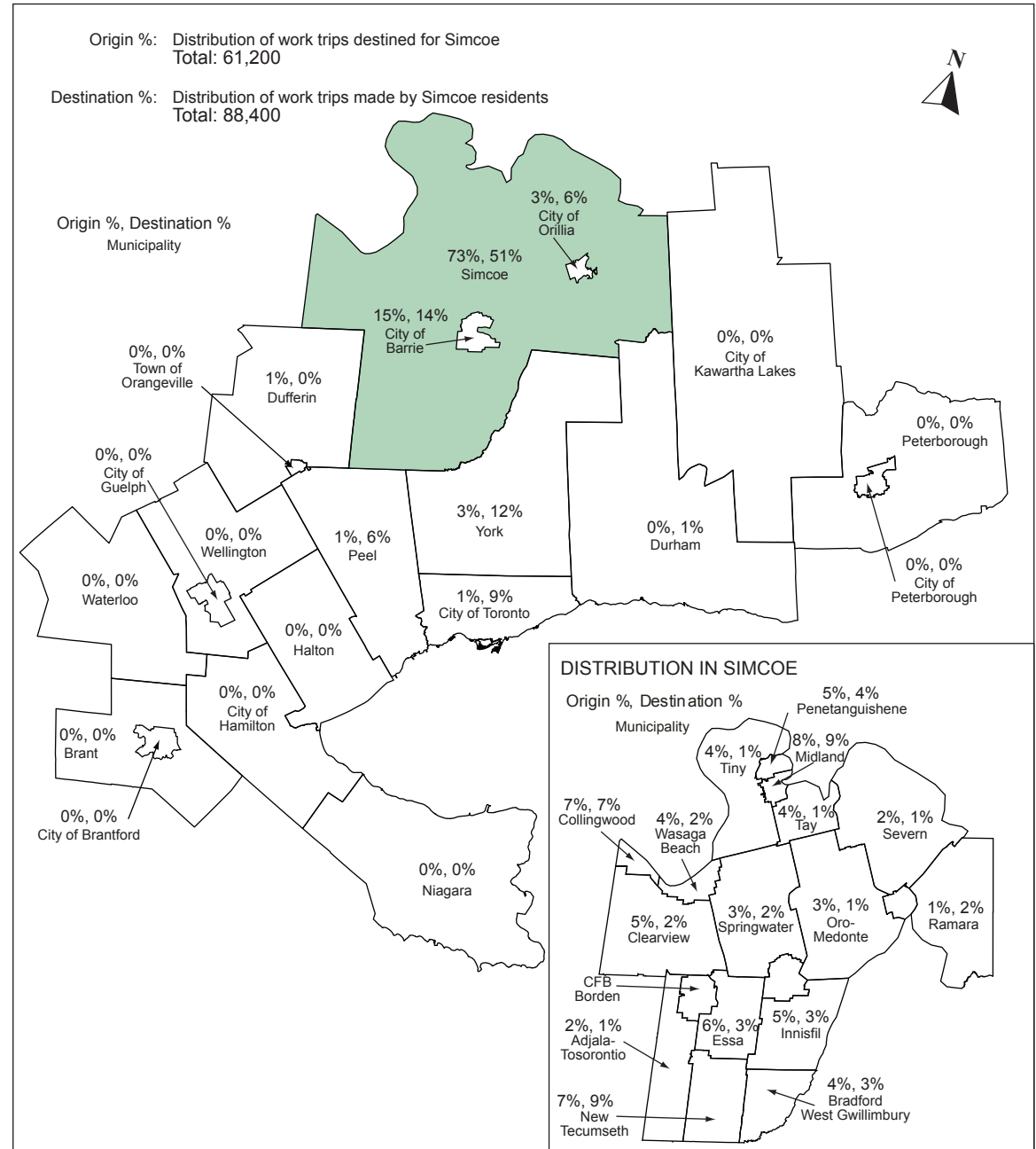
COUNTY OF SIMCOE

2006 STATISTICS

EMPLOYMENT



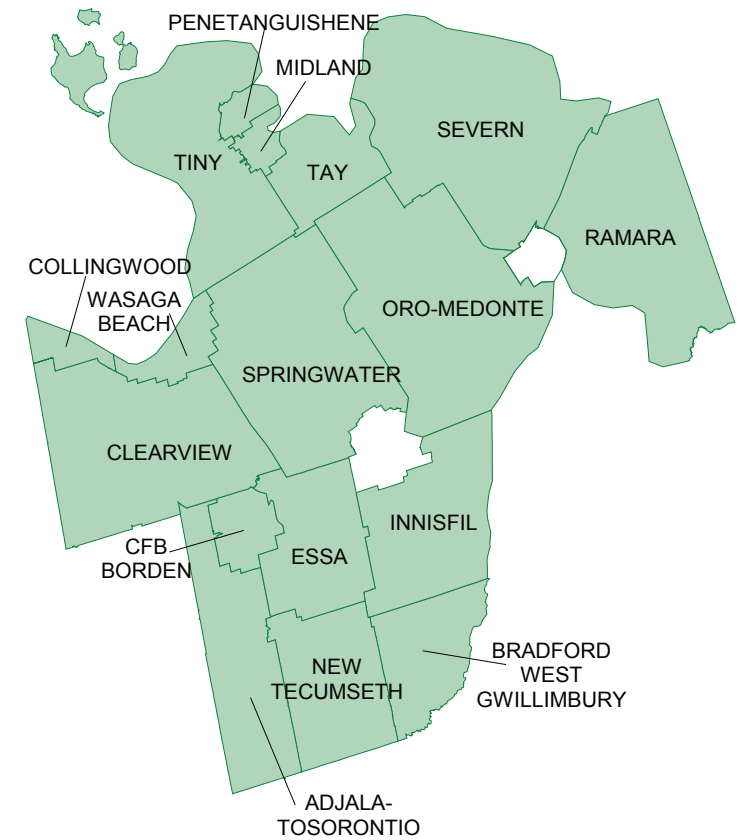
WORK TRIP ORIGINS AND DESTINATIONS



DEMOGRAPHIC CHARACTERISTICS

TOTAL NUMBER OF HOUSEHOLDS:		97,900	90,000	40,800		
Dwelling Type	House	91%	2%	7%		
	Townhouse	90%	2%	8%		
	Apartment	91%	2%	6%		
Household Size (persons)	1	17%	40%	16%	18%	9%
	2	18%	38%	16%	19%	9%
	3	14%	32%	18%	22%	14%
	4					
	5+					
No. of Available Vehicles	0	4%	34%	46%	11%	4%
	1	5%	35%	45%	11%	4%
	2	4%	31%	50%	11%	3%
	3					
	4+					
Household Averages	Persons	2.7	1.5	1.9	1.8	5.9
	Workers	2.7	1.4	1.9	1.8	5.8
	Drivers	2.9	1.5	1.9	1.8	5.7
	Vehicles					
	Trips/Day					

TOTAL POPULATION:		260,500	240,300	120,100	
Male	Population	128,600	117,900	60,000	
	Transit Pass	1%	1%	1%	
	Licensed Drivers	73%	72%	68%	
Female	Population	131,900	122,400	60,100	
	Transit Pass	1%	1%	1%	
	Licensed Drivers	70%	68%	63%	
Student	21%	21%	24%		
	21%	21%	23%		
On survey day: Made work trip		83%	48%	36%	14%
		84%	52%	44%	16%
		83%	49%	36%	17%
Age	Median	41.7	37.5	32.8	
	0-10	13%	16%	20%	
	11-15	8%	7%	8%	
	16-25	9%	9%	10%	
	26-45	26%	31%	36%	
46-64	25%	22%	15%		
65+	17%	14%	10%		
Daily trips/Person (age 11+):		2.5	2.6	2.4	

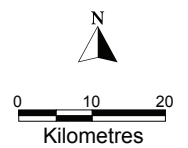


TRAVEL PATTERNS

TRIPS MADE BY RESIDENTS OF SIMCOE COUNTY												
Time Period	Trips	% of 24 hr.	Trip Purpose Category				Mode of Travel					
			HB-W	HB-S	HB-D	N-HB	Auto Driver	Auto Passng.	Local Transit	GO Train	Walk & Cycle	Other
6 - 9 a.m.	118,400	20.7%	46%	23%	20%	11%	68%	12%	1%	0%	6%	13%
	108,600	20.6%	52%	23%	17%	9%	70%	11%	0%	0%	7%	12%
	51,000	22.1%	55%	27%	13%	6%	67%	11%	1%	0%	8%	14%
24 hours	572,800		28%	10%	42%	20%	72%	18%	1%	0%	4%	6%
	526,100		31%	10%	42%	18%	74%	16%	0%	0%	4%	6%
	231,200		34%	12%	39%	15%	72%	17%	1%	0%	4%	6%
Percentage of trips made within district:			6-9 a.m. = 60%	24 hours = 58%			Median Trip Length (km)	8.4	6.8	13.2	73.5	
			54%	55%				9.7	8.2	49.5	57.8	
			45%	42%				12.6	10.4	47.8	55.1	

TRIPS TO SIMCOE COUNTY												
Time Period	Trips	% of 24 hr.	Destination Purpose				Mode of Travel					
			Work	School	Home	Other	Auto Driver	Auto Passng.	Local Transit	GO Train	Walk & Cycle	Other
6 - 9 a.m.	86,000	18.3%	45%	26%	7%	22%	65%	13%	0%	*	8%	13%
	70,500	16.8%	48%	26%	7%	19%	66%	11%	0%	*	10%	13%
	28,100	16.9%	44%	34%	7%	15%	59%	11%	*	*	13%	17%
24 hours	469,700		13%	5%	49%	33%	71%	18%	1%	0%	4%	6%
	420,000		13%	5%	51%	31%	72%	17%	0%	0%	4%	6%
	166,400		12%	6%	59%	24%	70%	17%	0%	0%	5%	7%

LEGEND
 2006 TTS
 2001 TTS
 1996 TTS



Area = 521,900 Hectarres

