

DEMOGRAPHIC CHARACTERISTICS

TOTAL NUMBER OF HOUSEHOLDS: 51,000

Dwelling Type	House	Townhouse	Apartment
	74%	13%	13%

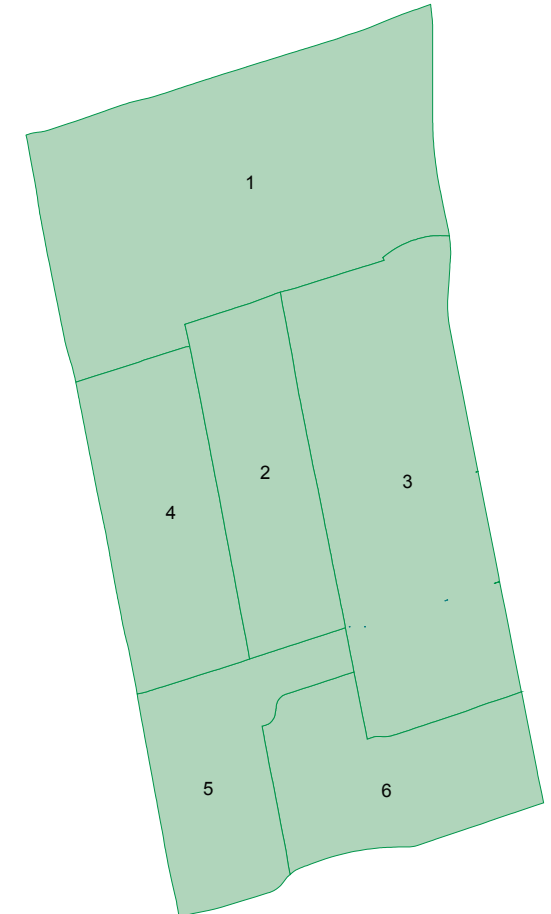
Household Size (persons)	1	2	3	4	5+
	13%	26%	21%	26%	15%

No. of Available Vehicles	0	1	2	3	4+
	5%	31%	49%	11%	3%

Household Averages	Persons	Workers	Drivers	Vehicles	Trips/Day
	3.1	1.6	2.1	1.8	6.7

TOTAL POPULATION: 158,000

	Population	Employment Status						
		Transit Pass	Licensed Drivers	Student	Full time	Part time	Work at Home F/T	P/T
Male	76,700	7%	71%	27%	44%	6%	5%	0%
Female	81,300	8%	65%	25%	32%	10%	2%	1%
On survey day: Made work trip				88%	52%	37%	17%	
Age	Median	0-10	11-15	16-25	26-45	46-64	65+	
	39.3	13%	8%	13%	29%	26%	12%	
Daily trips/Person (age 11+):	2.5							



TRAVEL PATTERNS

TRIPS MADE BY RESIDENTS OF TOWN OF RICHMOND HILL

Time Period	Trips	% of 24 hr.	Trip Purpose Category				Mode of Travel					
			HB-W	HB-S	HB-D	N-HB	Auto Driver	Auto Passng.	Local Transit	GO Train	Walk & Cycle	Other
6 - 9 a.m.	89,400	26.1%	44%	22%	22%	12%	63%	14%	9%	4%	5%	5%
24 hours	343,000		31%	13%	40%	16%	67%	17%	7%	2%	4%	3%
Percentage of trips made within district: 6-9 a.m. = 38% 24 hours = 41%			Median Trip Length (km)		7.1	4.4	16.9	26.2				

TRIPS TO TOWN OF RICHMOND HILL

Time Period	Trips	% of 24 hr.	Destination Purpose				Mode of Travel					
			Work	School	Home	Other	Auto Driver	Auto Passng.	Local Transit	GO Train	Walk & Cycle	Other
6 - 9 a.m.	61,900	20.7%	43%	25%	7%	24%	66%	17%	4%	*	7%	6%
24 hours	299,100		13%	6%	48%	33%	69%	18%	5%	1%	4%	3%

LEGEND
 2006 TTS
 * is used to denote categories that have less than four observations or survey records



datamanagementgroup
 DEPARTMENT OF CIVIL ENGINEERING
 UNIVERSITY OF TORONTO

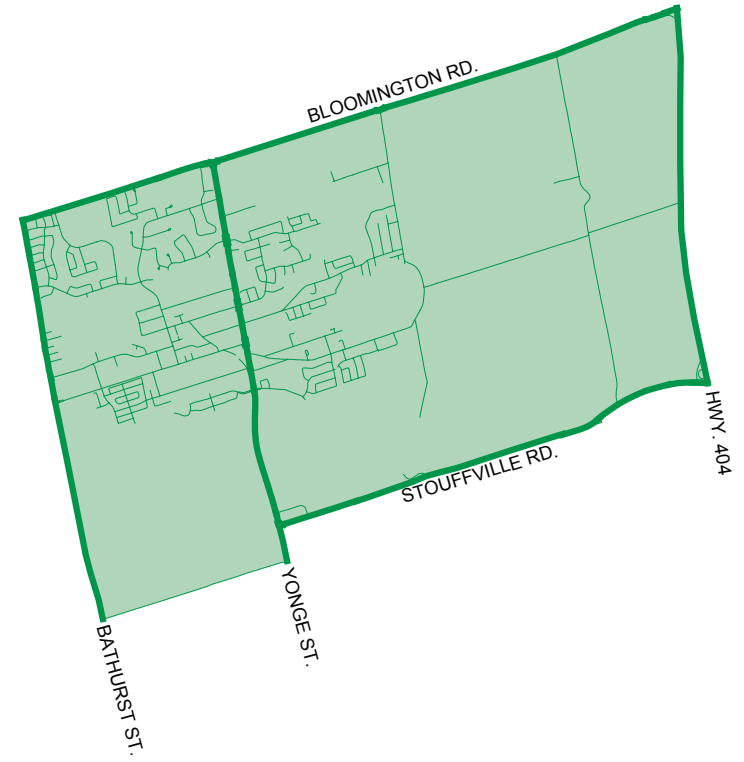
DEMOGRAPHIC CHARACTERISTICS

TOTAL NUMBER OF HOUSEHOLDS: 6,700

Dwelling Type	House	Townhouse	Apartment		
	88%	9%	2%		
Household Size (persons)	1	2	3	4	5+
	6%	26%	26%	27%	14%
	No. of Available Vehicles				
	0	1	2	3	4+
	*	25%	59%	12%	3%
Household Averages	Persons	Workers	Drivers	Vehicles	Trips/Day
	3.2	1.7	2.1	1.9	7.0

TOTAL POPULATION: 21,400

Male	Population	Transit Pass	Licensed Drivers	Student	Employment Status			
	10,900	7%	66%	24%	Full time	Part time	Work at Home F/T	P/T
Female	10,500	7%	66%	21%	34%	9%	3%	1%
On survey day: Made work trip					91%	48%	46%	*
Age	Median	0-10	11-15	16-25	26-45	46-64	65+	
	34.5	18%	8%	10%	36%	21%	7%	
Daily trips/Person (age 11+):		2.6						



TRAVEL PATTERNS

TRIPS MADE BY RESIDENTS OF TOWN OF RICHMOND HILL - WARD 1

Time Period	Trips	% of 24 hr.	Trip Purpose Category				Mode of Travel					
			HB-W	HB-S	HB-D	N-HB	Auto Driver	Auto Passng.	Local Transit	GO Train	Walk & Cycle	Other
			Percentage of trips made within district:				Median Trip Length (km)	Auto Driver	Auto Passng.	Local Transit	GO Train	Walk & Cycle
6 - 9 a.m.	12,400	26.7%	51%	20%	18%	11%	68%	10%	6%	5%	3%	7%
24 hours	46,400		35%	12%	38%	16%	71%	15%	5%	3%	2%	4%
6-9 a.m. = 13%			24 hours = 16%			11.6	8.7	17.9	33.9			

TRIPS TO TOWN OF RICHMOND HILL - WARD 1

Time Period	Trips	% of 24 hr.	Destination Purpose				Mode of Travel					
			Work	School	Home	Other	Auto Driver	Auto Passng.	Local Transit	GO Train	Walk & Cycle	Other
							Auto Driver	Auto Passng.	Local Transit	GO Train	Walk & Cycle	Other
6 - 9 a.m.	3,900	13.2%	37%	25%	15%	24%	65%	16%	*	*	7%	11%
24 hours	29,300		6%	3%	66%	24%	70%	16%	4%	2%	3%	5%

LEGEND
 2006 TTS
 * is used to denote categories that have less than four observations or survey records



TOWN OF RICHMOND HILL - WARD 2

DEMOGRAPHIC CHARACTERISTICS

TOTAL NUMBER OF HOUSEHOLDS: 7,300

Dwelling Type	House	Townhouse	Apartment
	76%	7%	17%

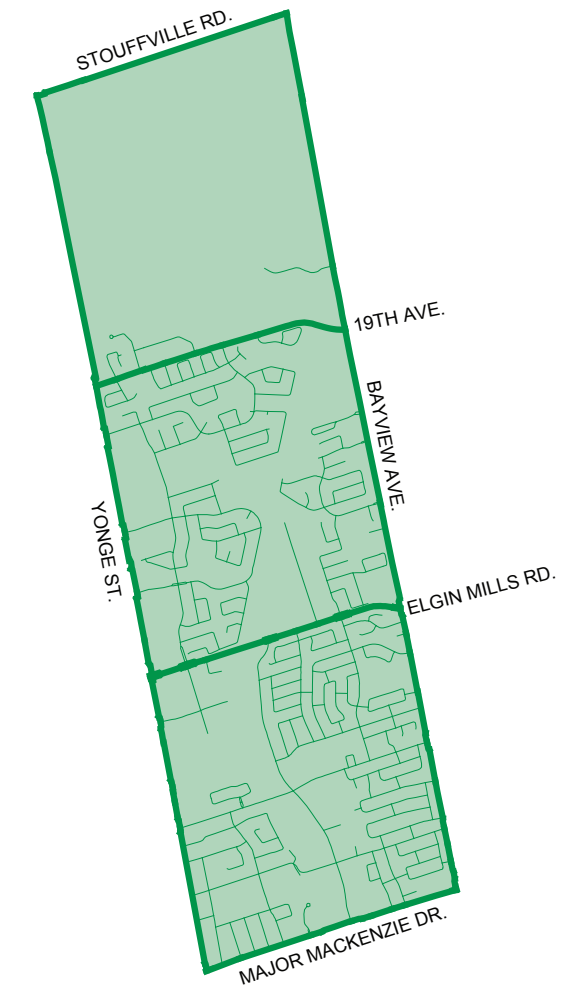
Household Size (persons)	1	2	3	4	5+
	19%	26%	20%	21%	14%

No. of Available Vehicles	0	1	2	3	4+
	12%	36%	41%	9%	3%

Household Averages	Persons	Workers	Drivers	Vehicles	Trips/Day
	2.9	1.4	1.9	1.6	6.3

TOTAL POPULATION: 21,300

	Population	Employment Status						
		Transit Pass	Licensed Drivers	Student	Full time	Part time	Work at Home F/T	P/T
Male	9,800	7%	69%	28%	41%	5%	4%	*
Female	11,500	9%	60%	26%	31%	12%	1%	1%
On survey day: Made work trip					88%	51%	43%	*
Age	Median	0-10	11-15	16-25	26-45	46-64	65+	
	40.6	12%	7%	13%	27%	25%	16%	
Daily trips/Person (age 11+):		2.5						



TRAVEL PATTERNS

TRIPS MADE BY RESIDENTS OF TOWN OF RICHMOND HILL - WARD 2

Time Period	Trips	% of 24 hr.	Trip Purpose Category				Mode of Travel					
			HB-W	HB-S	HB-D	N-HB	Auto Driver	Auto Passng.	Local Transit	GO Train	Walk & Cycle	Other
			6 - 9 a.m.	11,400	24.6%	43%	25%	21%	12%	62%	13%	9%
24 hours	46,200		28%	14%	40%	18%	65%	17%	8%	1%	5%	3%
Percentage of trips made within district: 6-9 a.m. = 21% 24 hours = 15%			Median Trip Length (km)		6.8	4.7	14.9	27.8				

TRIPS TO TOWN OF RICHMOND HILL - WARD 2

Time Period	Trips	% of 24 hr.	Destination Purpose				Mode of Travel					
			Work	School	Home	Other	Auto Driver	Auto Passng.	Local Transit	GO Train	Walk & Cycle	Other
			6 - 9 a.m.	10,400	24.8%	35%	32%	4%	28%	60%	20%	5%
24 hours	41,900		13%	8%	45%	33%	65%	18%	6%	1%	6%	4%

LEGEND
 2006 TTS
 * is used to denote categories that have less than four observations or survey records



TOWN OF RICHMOND HILL - WARD 3

DEMOGRAPHIC CHARACTERISTICS

TOTAL NUMBER OF HOUSEHOLDS: 7,800

Dwelling Type	House	Townhouse	Apartment
	86%	13%	*

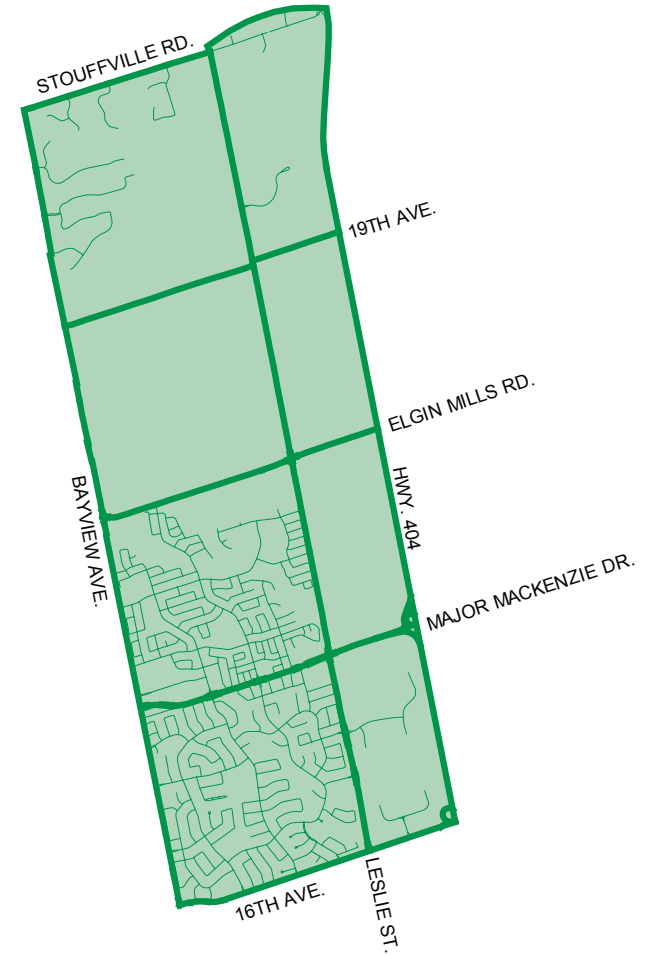
Household Size (persons)	1	2	3	4	5+
	2%	17%	25%	35%	21%

No. of Available Vehicles	0	1	2	3	4+
	1%	21%	55%	17%	6%

Household Averages	Persons	Workers	Drivers	Vehicles	Trips/Day
	3.7	1.8	2.4	2.1	7.7

TOTAL POPULATION: 28,400

	Population	Employment Status						
		Transit Pass	Licensed Drivers	Student	Full time	Part time	Work at Home F/T	P/T
Male	13,900	7%	67%	30%	43%	5%	5%	*
Female	14,500	7%	64%	27%	35%	7%	3%	1%
On survey day: Made work trip				88%	47%	24%	*	
Age	Median	0-10	11-15	16-25	26-45	46-64	65+	
	37.0	15%	9%	13%	30%	24%	9%	
Daily trips/Person (age 11+):	2.5							



TRAVEL PATTERNS

TRIPS MADE BY RESIDENTS OF TOWN OF RICHMOND HILL - WARD 3

Time Period	Trips	% of 24 hr.	Trip Purpose Category				Mode of Travel					
			HB-W	HB-S	HB-D	N-HB	Auto Driver	Auto Passng.	Local Transit	GO Train	Walk & Cycle	Other
			6 - 9 a.m.	16,600	27.9%	42%	22%	24%	12%	62%	18%	7%
24 hours	59,700		31%	15%	40%	14%	68%	18%	5%	3%	5%	2%
Percentage of trips made within district: 6-9 a.m. = 24% 24 hours = 20%			Median Trip Length (km)		6.9	4.2	22.1	25.9				

TRIPS TO TOWN OF RICHMOND HILL - WARD 3

Time Period	Trips	% of 24 hr.	Destination Purpose				Mode of Travel					
			Work	School	Home	Other	Auto Driver	Auto Passng.	Local Transit	GO Train	Walk & Cycle	Other
			6 - 9 a.m.	9,700	20.7%	30%	32%	10%	28%	59%	24%	3%
24 hours	46,900		9%	7%	55%	29%	66%	20%	4%	2%	6%	2%

LEGEND
 2006 TTS
 * is used to denote categories that have less than four observations or survey records



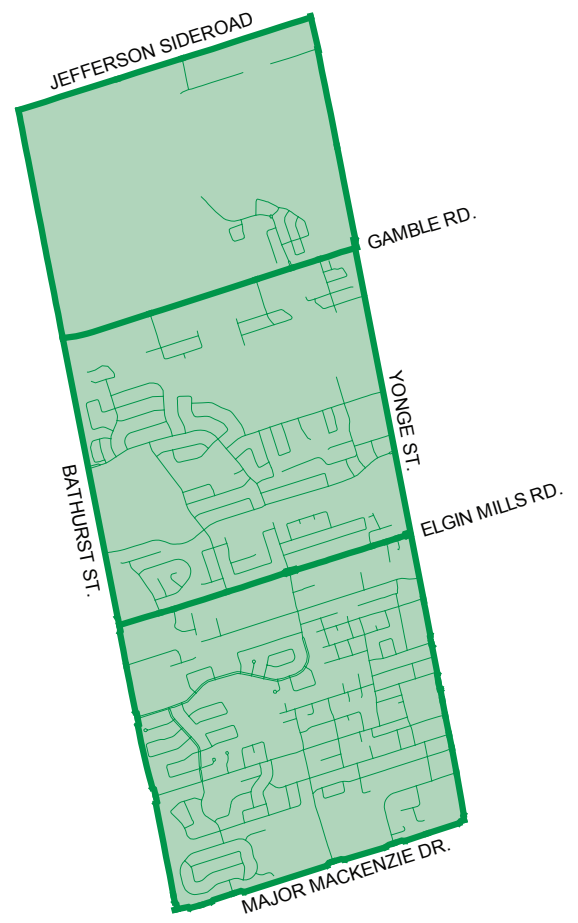
DEMOGRAPHIC CHARACTERISTICS

TOTAL NUMBER OF HOUSEHOLDS: 8,900

Dwelling Type	House	Townhouse	Apartment		
	80%	12%	8%		
Household Size (persons)	1	2	3	4	5+
	13%	25%	17%	30%	14%
No. of Available Vehicles	0	1	2	3	4+
	5%	22%	59%	11%	2%
Household Averages	Persons	Workers	Drivers	Vehicles	Trips/Day
	3.1	1.6	2.1	1.8	7.0

TOTAL POPULATION: 27,500

Male	Population	Transit Pass	Licensed Drivers	Student	Employment Status			
	13,600	5%	70%	29%	Full time	Part time	Work at Home F/T	P/T
Female	13,900	7%	64%	28%	31%	11%	3%	1%
On survey day: Made work trip					86%	49%	48%	*
Age	Median	0-10	11-15	16-25	26-45	46-64	65+	
	38.6	15%	10%	12%	28%	25%	11%	
Daily trips/Person (age 11+):		2.7						



TRAVEL PATTERNS

TRIPS MADE BY RESIDENTS OF TOWN OF RICHMOND HILL - WARD 4

Time Period	Trips	% of 24 hr.	Trip Purpose Category				Mode of Travel					
			HB-W	HB-S	HB-D	N-HB	Auto Driver	Auto Passng.	Local Transit	GO Train	Walk & Cycle	Other
6 - 9 a.m.	17,000	27.2%	42%	25%	21%	11%	64%	14%	7%	3%	7%	4%
24 hours	62,500		29%	15%	39%	17%	68%	17%	5%	2%	5%	2%
Percentage of trips made within district: 6-9 a.m. = 22% 24 hours = 17%			Median Trip Length (km)		7.2	3.8	21.3	27				

TRIPS TO TOWN OF RICHMOND HILL - WARD 4

Time Period	Trips	% of 24 hr.	Destination Purpose				Mode of Travel					
			Work	School	Home	Other	Auto Driver	Auto Passng.	Local Transit	GO Train	Walk & Cycle	Other
6 - 9 a.m.	11,000	22.2%	24%	43%	8%	24%	51%	18%	6%	*	13%	12%
24 hours	49,500		8%	10%	52%	30%	65%	18%	5%	1%	7%	4%

LEGEND
 2006 TTS
 * is used to denote categories that have less than four observations or survey records



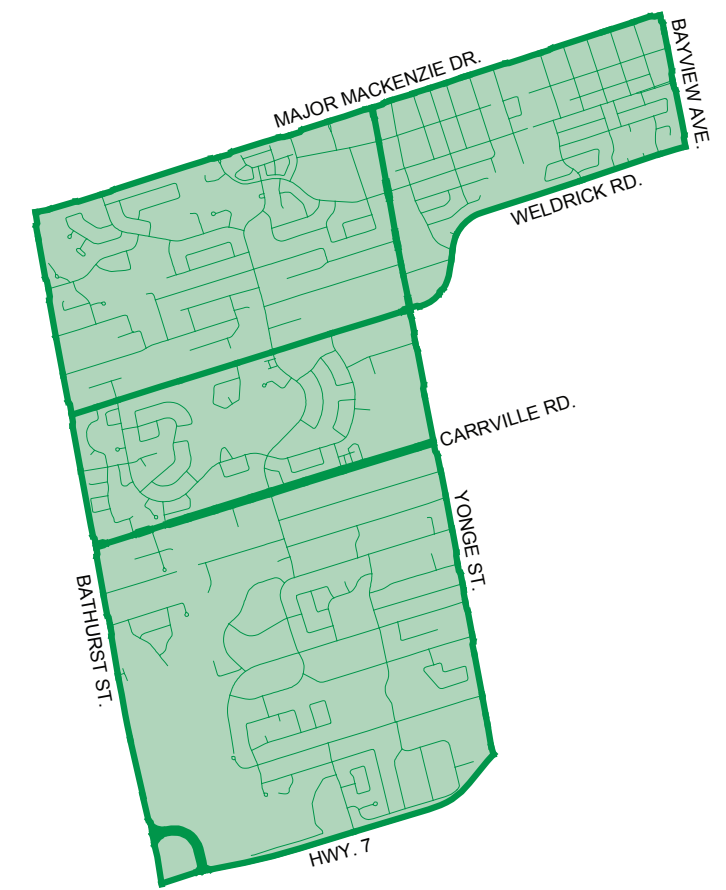
DEMOGRAPHIC CHARACTERISTICS

TOTAL NUMBER OF HOUSEHOLDS: 10,400

Dwelling Type	House	Townhouse	Apartment		
	64%	10%	26%		
Household Size (persons)	1	2	3	4	5+
	19%	31%	18%	19%	12%
	No. of Available Vehicles				
	0	1	2	3	4+
	7%	40%	39%	10%	3%
Household Averages	Persons	Workers	Drivers	Vehicles	Trips/Day
	2.8	1.4	2.0	1.6	6.0

TOTAL POPULATION: 28,800

Male	Population	Transit Pass	Licensed Drivers	Student	Employment Status			
	14,100	8%	76%	24%	Full time	Part time	Work at Home F/T	P/T
Female	14,700	9%	69%	22%	41%	8%	6%	*
On survey day: Made work trip					86%	49%	35%	*
Age	Median	0-10	11-15	16-25	26-45	46-64	65+	
	44.3	9%	6%	15%	22%	31%	17%	
Daily trips/Person (age 11+):		2.4						



TRAVEL PATTERNS

TRIPS MADE BY RESIDENTS OF TOWN OF RICHMOND HILL - WARD 5

Time Period	Trips	% of 24 hr.	Trip Purpose Category				Mode of Travel						
			HB-W	HB-S	HB-D	N-HB	Auto Driver	Auto Passng.	Local Transit	GO Train	Walk & Cycle	Other	
6 - 9 a.m.	14,200	22.7%	49%	21%	20%	9%	62%	11%	12%	3%	6%	6%	
24 hours	62,500		30%	12%	41%	16%	67%	17%	8%	1%	4%	4%	
Percentage of trips made within district: 6-9 a.m. = 13% 24 hours = 14%			Median Trip Length (km)				6.1	4.5	12.2	23.7			

TRIPS TO TOWN OF RICHMOND HILL - WARD 5

Time Period	Trips	% of 24 hr.	Destination Purpose				Mode of Travel					
			Work	School	Home	Other	Auto Driver	Auto Passng.	Local Transit	GO Train	Walk & Cycle	Other
6 - 9 a.m.	7,900	14.8%	37%	28%	7%	28%	65%	15%	5%	*	6%	9%
24 hours	53,300		9%	4%	49%	37%	68%	18%	6%	1%	4%	4%

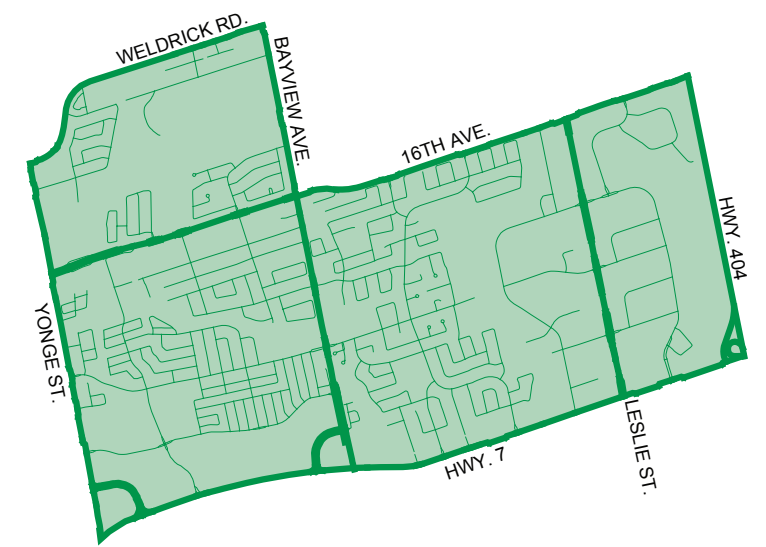
LEGEND
 2006 TTS
 * is used to denote categories that have less than four observations or survey records



DEMOGRAPHIC CHARACTERISTICS

TOTAL NUMBER OF HOUSEHOLDS:	10,000				
Dwelling Type	<u>House</u>	<u>Townhouse</u>	<u>Apartment</u>		
	58%	24%	17%		
Household Size (persons)	<u>1</u>	<u>2</u>	<u>3</u>	<u>4</u>	<u>5+</u>
	14%	25%	23%	24%	13%
No. of Available Vehicles	<u>0</u>	<u>1</u>	<u>2</u>	<u>3</u>	<u>4+</u>
	5%	38%	46%	9%	2%
Household Averages	<u>Persons</u>	<u>Workers</u>	<u>Drivers</u>	<u>Vehicles</u>	<u>Trips/Day</u>
	3.0	1.5	2.1	1.7	6.6

TOTAL POPULATION:	30,500							
	<u>Population</u>	<u>Transit Pass</u>	<u>Licensed Drivers</u>	<u>Student</u>	Employment Status			
					<u>Full time</u>	<u>Part time</u>	<u>Work at Home</u>	
Male	14,300	9%	73%	25%	48%	5%	3%	1%
Female	16,200	7%	64%	25%	33%	9%	1%	1%
	On survey day: Made work trip				88%	64%	31%	*
Age	<u>Median</u>	<u>0-10</u>	<u>11-15</u>	<u>16-25</u>	<u>26-45</u>	<u>46-64</u>	<u>65+</u>	
	39.7	11%	7%	12%	30%	26%	13%	
Daily trips/Person (age 11+):	2.4							



TRAVEL PATTERNS

TRIPS MADE BY RESIDENTS OF TOWN OF RICHMOND HILL - WARD 6													
Time Period	Trips	% of 24 hr.	Trip Purpose Category				Mode of Travel						
			HB-W	HB-S	HB-D	N-HB	Auto Driver	Auto Passng.	Local Transit	GO Train	Walk & Cycle	Other	
6 - 9 a.m.	17,900	27.1%	41%	21%	25%	13%	61%	18%	12%	3%	3%	4%	
24 hours	65,900		32%	13%	40%	15%	65%	18%	10%	2%	3%	2%	
Percentage of trips made within district: 6-9 a.m. = 17% 24 hours = 18%							Median Trip Length (km)	5.2	3.3	16	22.1		

TRIPS TO TOWN OF RICHMOND HILL - WARD 6												
Time Period	Trips	% of 24 hr.	Destination Purpose				Mode of Travel					
			Work	School	Home	Other	Auto Driver	Auto Passng.	Local Transit	GO Train	Walk & Cycle	Other
6 - 9 a.m.	19,200	24.4%	68%	7%	6%	19%	82%	11%	3%	*	2%	2%
24 hours	78,400		25%	2%	35%	38%	74%	16%	5%	1%	2%	1%

LEGEND
 2006 TTS
 * is used to denote categories that have less than four observations or survey records

