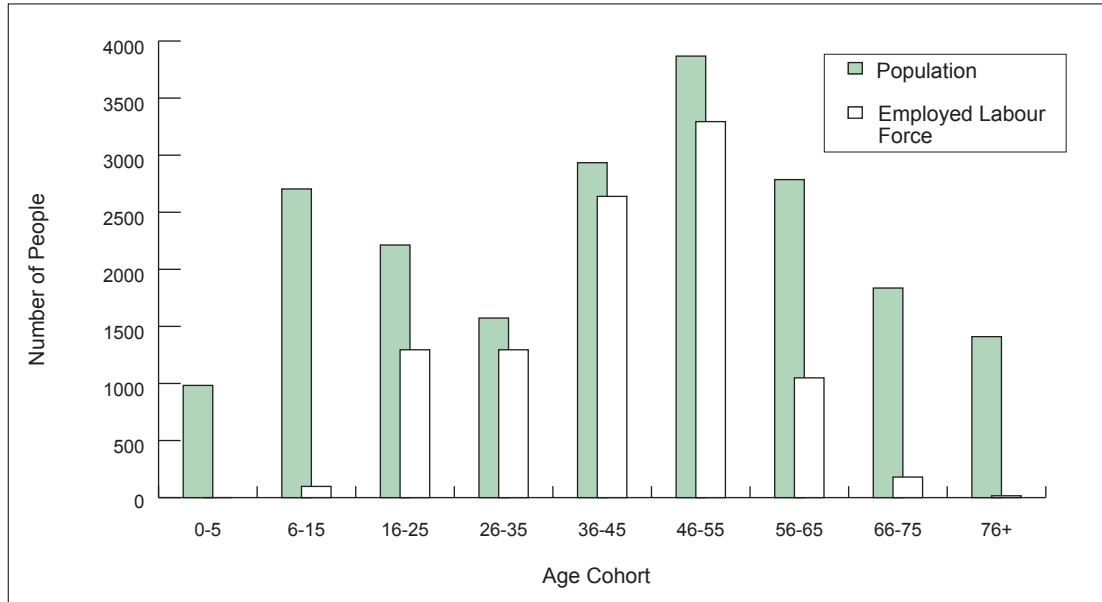


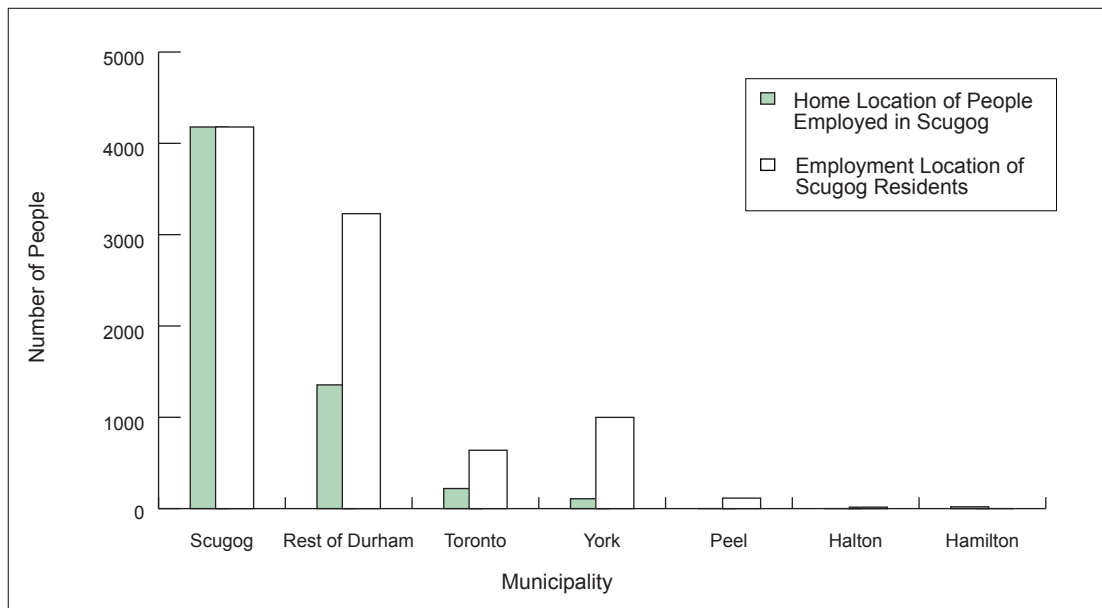
# TOWNSHIP OF SCUGOG

## 2006 STATISTICS

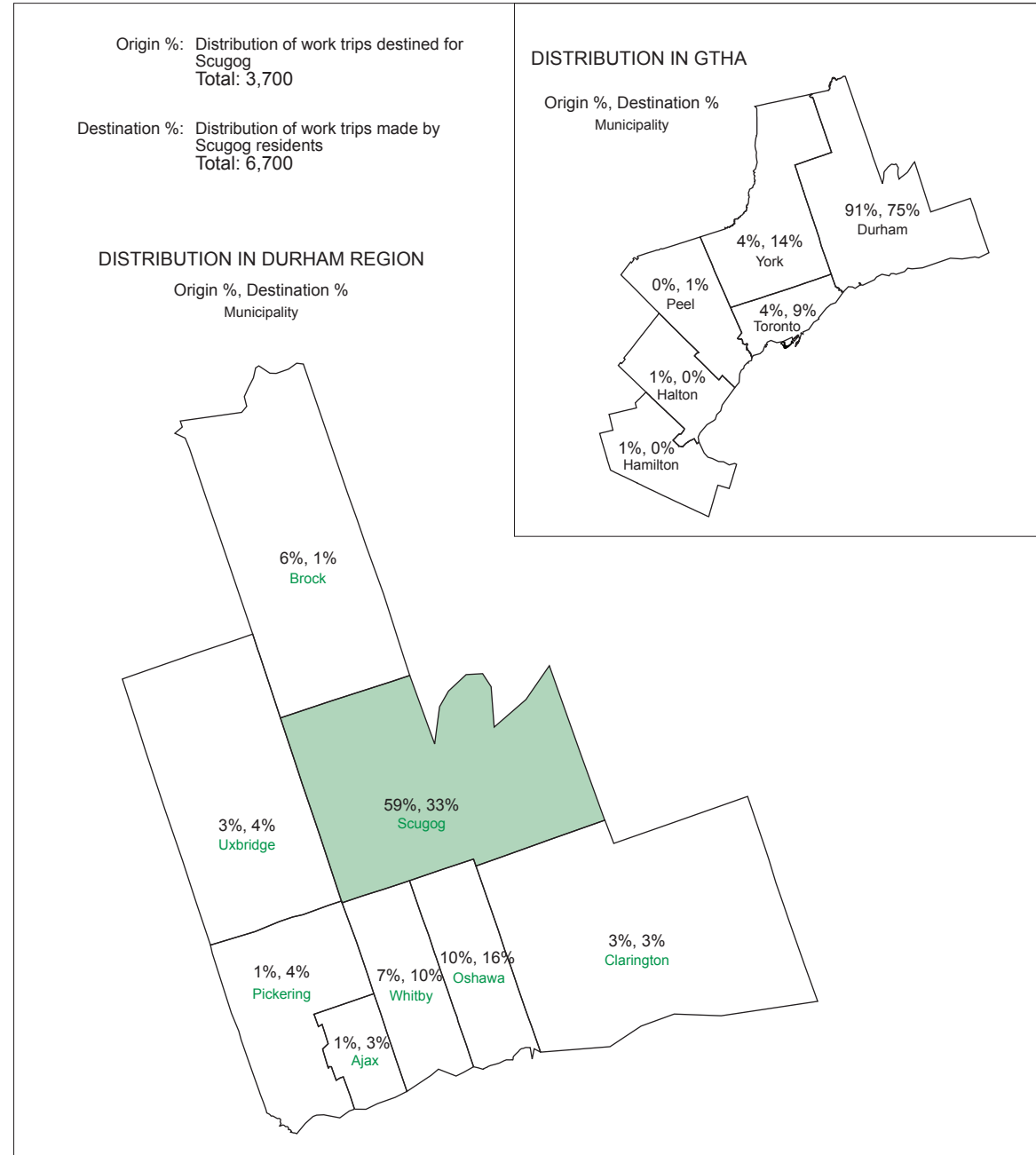
### POPULATION AND EMPLOYED LABOUR FORCE



### EMPLOYMENT




### WORK TRIP ORIGINS AND DESTINATIONS



## DEMOGRAPHIC CHARACTERISTICS

|                                    |                |                  |                |                  |                  |
|------------------------------------|----------------|------------------|----------------|------------------|------------------|
| <b>TOTAL NUMBER OF HOUSEHOLDS:</b> | 7,700          |                  |                |                  |                  |
|                                    | 7,400          |                  |                |                  |                  |
|                                    | 6,500          |                  |                |                  |                  |
|                                    | 5,000          |                  |                |                  |                  |
| <b>Dwelling Type</b>               | <b>House</b>   | <b>Townhouse</b> |                | <b>Apartment</b> |                  |
|                                    | 90%            | 1%               |                | 9%               |                  |
|                                    | 92%            | 1%               |                | 7%               |                  |
|                                    | 92%            | *                |                | 8%               |                  |
|                                    | 95%            | n/a              |                | 5%               |                  |
| <b>Household Size (persons)</b>    | <b>1</b>       | <b>2</b>         | <b>3</b>       | <b>4</b>         | <b>5+</b>        |
|                                    | 18%            | 38%              | 17%            | 17%              | 9%               |
|                                    | 16%            | 38%              | 16%            | 19%              | 12%              |
|                                    | 13%            | 33%              | 16%            | 25%              | 12%              |
|                                    | 8%             | 32%              | 19%            | 27%              | 14%              |
| <b>No. of Available Vehicles</b>   | <b>0</b>       | <b>1</b>         | <b>2</b>       | <b>3</b>         | <b>4+</b>        |
|                                    | 3%             | 27%              | 46%            | 17%              | 7%               |
|                                    | 2%             | 26%              | 47%            | 16%              | 9%               |
|                                    | 4%             | 22%              | 56%            | 13%              | 5%               |
|                                    | 3%             | 22%              | 52%            | 15%              | 7%               |
| <b>Household Averages</b>          | <b>Persons</b> | <b>Workers</b>   | <b>Drivers</b> | <b>Vehicles</b>  | <b>Trips/Day</b> |
|                                    | 2.6            | 1.5              | 2.0            | 2.0              | 5.6              |
|                                    | 2.8            | 1.7              | 2.1            | 2.1              | 6.3              |
|                                    | 2.9            | 1.6              | 2.1            | 1.9              | 6.0              |
|                                    | 3.1            | 1.6              | 2.1            | 2.0              | 6.9              |

|                                      |                          |                         |                                 |                  |                     |                |            |
|--------------------------------------|--------------------------|-------------------------|---------------------------------|------------------|---------------------|----------------|------------|
| <b>TOTAL POPULATION:</b>             | 20,300                   |                         |                                 |                  |                     |                |            |
|                                      | 20,500                   |                         |                                 |                  |                     |                |            |
|                                      | 18,900                   |                         |                                 |                  |                     |                |            |
|                                      | 15,700                   |                         |                                 |                  |                     |                |            |
|                                      | <b>Employment Status</b> |                         |                                 |                  |                     |                |            |
|                                      | <b>Population</b>        | <b>Licensed Drivers</b> | <b>Full-Time</b>                | <b>Part-Time</b> | <b>Work at Home</b> | <b>Student</b> |            |
| <b>Male</b>                          | 10,200                   | 77%                     | 40%                             | 4%               | 9%                  | 20%            |            |
|                                      | 10,200                   | 75%                     | 47%                             | 4%               | 7%                  | 21%            |            |
|                                      | 9,300                    | 71%                     | 44%                             | 6%               | 4%                  | 28%            |            |
|                                      | 7,700                    | 73%                     | 54%                             | 4%               | 4%                  | 23%            |            |
| <b>Female</b>                        | 10,100                   | 74%                     | 27%                             | 13%              | 4%                  | 20%            |            |
|                                      | 10,300                   | 74%                     | 32%                             | 10%              | 6%                  | 20%            |            |
|                                      | 9,600                    | 72%                     | 32%                             | 13%              | 2%                  | 24%            |            |
|                                      | 8,000                    | 60%                     | 23%                             | 13%              | 3%                  | 25%            |            |
| <b>Age</b>                           | <b>Median</b>            | <b>0-10</b>             | <b>11-15</b>                    | <b>16-25</b>     | <b>26-45</b>        | <b>46-64</b>   | <b>65+</b> |
|                                      | 44.5                     | 11%                     | 7%                              | 11%              | 22%                 | 29%            | 18%        |
|                                      | 40.5                     | 13%                     | 7%                              | 11%              | 28%                 | 26%            | 14%        |
|                                      | 36.9                     | 15%                     | 9%                              | 13%              | 33%                 | 20%            | 9%         |
|                                      | 31.8                     | 17%                     | 9%                              | 14%              | 33%                 | 16%            | 9%         |
| <b>Daily trips/Person (age 11+):</b> | 2.4                      |                         | <b>Daily work trips/Worker:</b> |                  |                     |                | 0.71       |
|                                      | 2.6                      |                         |                                 |                  |                     |                | 0.75       |
|                                      | 2.4                      |                         |                                 |                  |                     |                | 0.74       |
|                                      | 2.4                      |                         |                                 |                  |                     |                | 0.71       |



## TRAVEL PATTERNS

|  |                   |                    |             |                   |             |             |                                 |                     |                      |                 |                         |              |
|--|-------------------|--------------------|-------------|-------------------|-------------|-------------|---------------------------------|---------------------|----------------------|-----------------|-------------------------|--------------|
| <b>TRIPS MADE BY RESIDENTS OF SCUGOG</b>         |                   |                    |             |                   |             |             |                                 |                     |                      |                 |                         |              |
| <b>Trip Purpose Category</b>                     |                   |                    |             |                   |             |             |                                 |                     |                      |                 |                         |              |
| <b>Time Period</b>                               | <b>Trips</b>      | <b>% of 24 hr.</b> | <b>HB-W</b> | <b>HB-S</b>       | <b>HB-D</b> | <b>N-HB</b> | <b>Auto Driver</b>              | <b>Auto Passng.</b> | <b>Local Transit</b> | <b>GO Train</b> | <b>Walk &amp; Cycle</b> | <b>Other</b> |
| <b>6 - 9 a.m.</b>                                | 9,200             | 21.3%              | 48%         | 23%               | 20%         | 9%          | 70%                             | 11%                 | *                    | *               | 8%                      | 10%          |
|  | 9,600             | 20.6%              | 52%         | 22%               | 16%         | 9%          | 71%                             | 10%                 | *                    | 1%              | 8%                      | 9%           |
|  | 8,800             | 22.7%              | 50%         | 31%               | 13%         | 6%          | 66%                             | 9%                  | *                    | *               | 9%                      | 16%          |
|  | 6,100             | 19.2%              | 59%         | 26%               | 10%         | 5%          | 68%                             | 12%                 | *                    | *               | 10%                     | 9%           |
| <b>24 hours</b>                                  | 43,300            |                    | 28%         | 10%               | 44%         | 18%         | 75%                             | 16%                 | 0%                   | 0%              | 4%                      | 4%           |
|  | 46,500            |                    | 32%         | 10%               | 41%         | 18%         | 76%                             | 15%                 | *                    | 1%              | 4%                      | 4%           |
|  | 38,700            |                    | 32%         | 15%               | 39%         | 14%         | 72%                             | 16%                 | *                    | 1%              | 4%                      | 7%           |
|  | 31,800            |                    | 32%         | 15%               | 39%         | 15%         | 71%                             | 17%                 | *                    | 0%              | 6%                      | 6%           |
| <b>Percentage of trips made within district:</b> | <b>6-9 a.m. =</b> |                    | 53%         | <b>24 hours =</b> |             | 51%         | <b>Median Trip Length (km):</b> | 10.9                | 9.2                  | 20.6            | 58.3                    |              |
|  |                   |                    | 48%         |                   |             | 49%         |                                 | 11.4                | 9.7                  | *               | 61.0                    |              |
|  |                   |                    | 50%         |                   |             | 48%         |                                 | 13.9                | 9.8                  | *               | 62.1                    |              |
|  |                   |                    | 43%         |                   |             | 44%         |                                 | 12.4                | 10.5                 | *               | 60.0                    |              |

|                            |              |                    |             |               |             |              |                    |                     |                      |                 |                         |              |
|----------------------------|--------------|--------------------|-------------|---------------|-------------|--------------|--------------------|---------------------|----------------------|-----------------|-------------------------|--------------|
| <b>TRIPS TO SCUGOG</b>     |              |                    |             |               |             |              |                    |                     |                      |                 |                         |              |
| <b>Destination Purpose</b> |              |                    |             |               |             |              |                    |                     |                      |                 |                         |              |
| <b>Time Period</b>         | <b>Trips</b> | <b>% of 24 hr.</b> | <b>Work</b> | <b>School</b> | <b>Home</b> | <b>Other</b> | <b>Auto Driver</b> | <b>Auto Passng.</b> | <b>Local Transit</b> | <b>GO Train</b> | <b>Walk &amp; Cycle</b> | <b>Other</b> |
| <b>6 - 9 a.m.</b>          | 6,700        | 17.9%              | 35%         | 32%           | 8%          | 24%          | 59%                | 13%                 | *                    | *               | 11%                     | 17%          |
|                            | 6,200        | 16.0%              | 41%         | 34%           | 6%          | 19%          | 60%                | 14%                 | *                    | *               | 12%                     | 14%          |
|                            | 5,400        | 17.2%              | 33%         | 43%           | 5%          | 19%          | 54%                | 8%                  | *                    | *               | 15%                     | 23%          |
|                            | 3,500        | 14.2%              | 45%         | 38%           | 6%          | 11%          | 51%                | 15%                 | *                    | *               | 18%                     | 15%          |
| <b>24 hours</b>            | 37,100       |                    | 10%         | 6%            | 48%         | 36%          | 72%                | 17%                 | *                    | *               | 4%                      | 5%           |
|                            | 38,400       |                    | 10%         | 6%            | 50%         | 34%          | 73%                | 17%                 | *                    | 0%              | 5%                      | 5%           |
|                            | 31,100       |                    | 9%          | 8%            | 53%         | 30%          | 69%                | 16%                 | *                    | 1%              | 5%                      | 9%           |
|                            | 24,300       |                    | 9%          | 8%            | 56%         | 27%          | 67%                | 17%                 | *                    | *               | 8%                      | 7%           |

**LEGEND**

- 2006 TTS
- 2001 TTS
- 1996 TTS
- 1986 TTS

