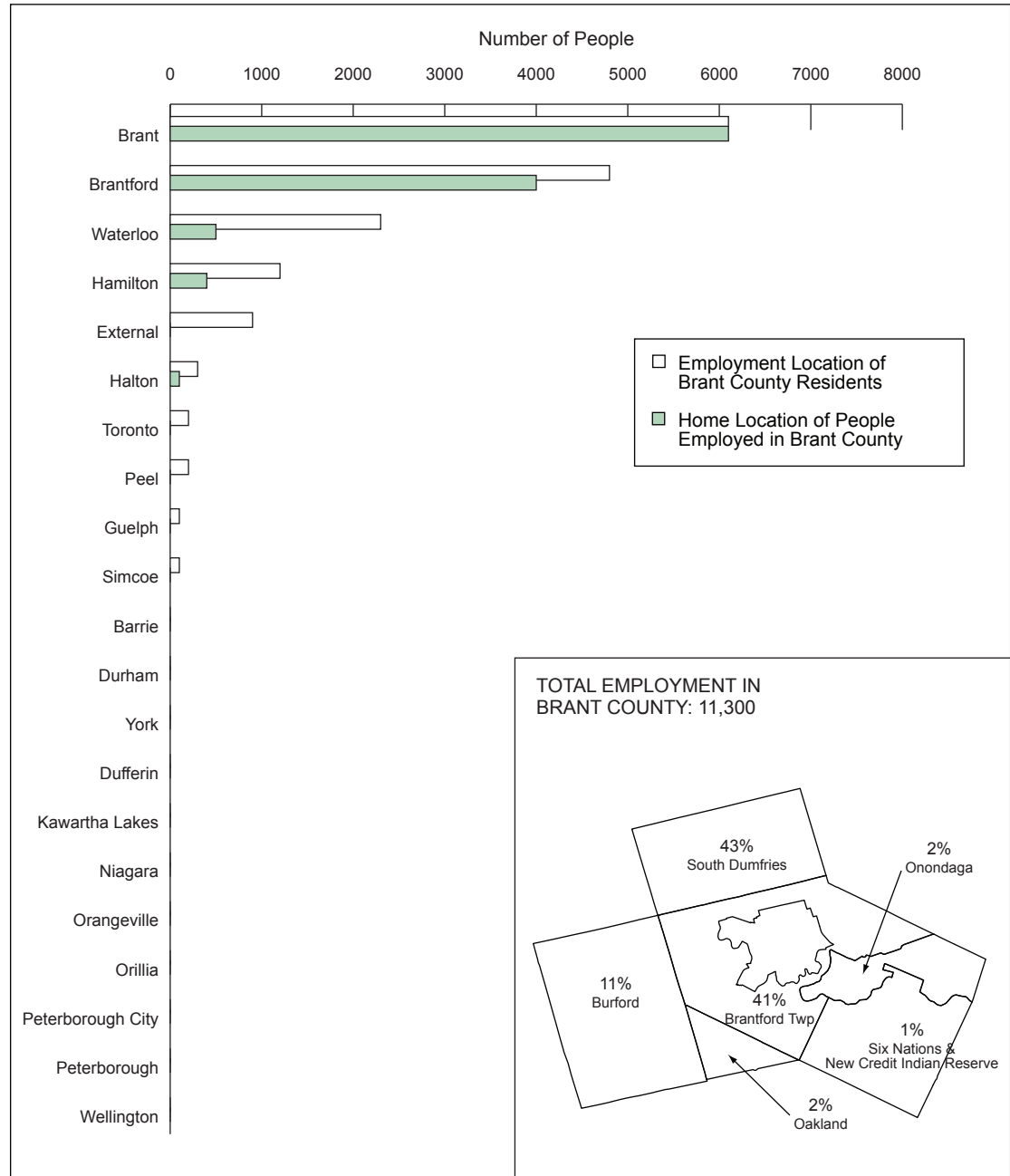


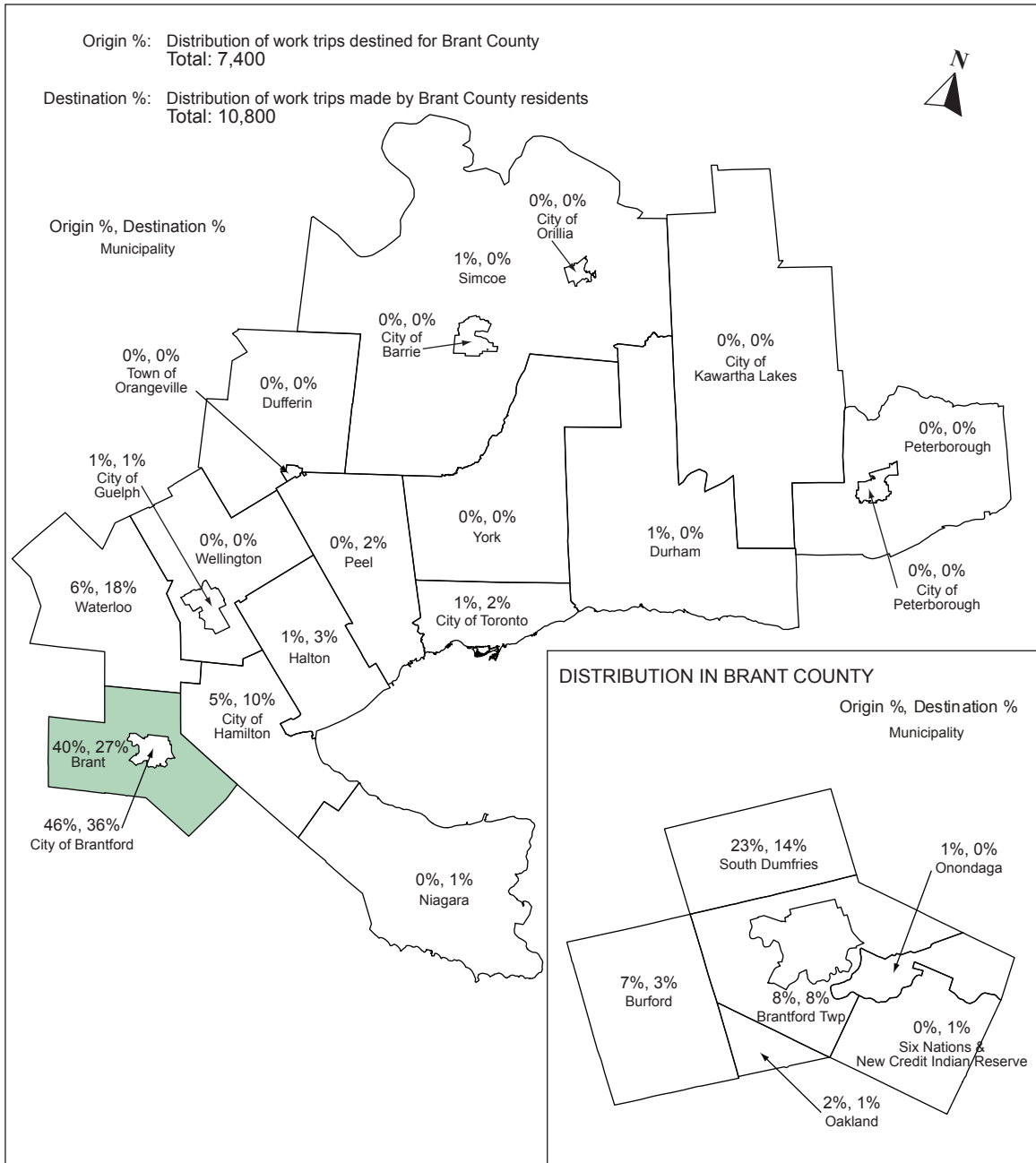
# COUNTY OF BRANT

## 2006 STATISTICS

### EMPLOYMENT



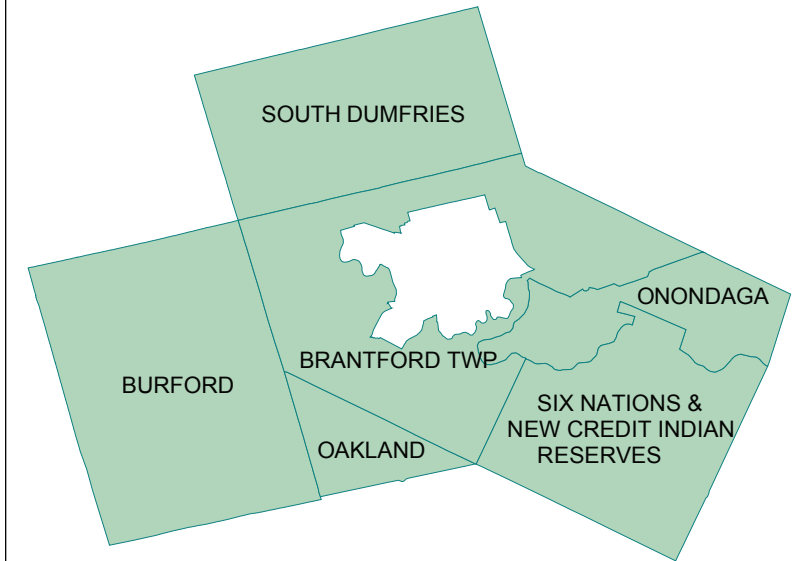
### WORK TRIP ORIGINS AND DESTINATIONS



# COUNTY OF BRANT

## DEMOGRAPHIC CHARACTERISTICS

<b>TOTAL NUMBER OF HOUSEHOLDS:</b> 12,200 n/a n/a						<b>TOTAL POPULATION:</b> 34,000 n/a n/a								
Dwelling Type	House	Townhouse		Apartment		<b>Employment Status</b>								
	91%	1%	8%	Population	Transit Pass	Licensed Drivers	Student	Full time	Part time	Work at Home				
	n/a	n/a	n/a							F/T	P/T			
Household Size (persons)	1	2	3	4	5+	Male	17,000	1%	71%	25%	39%	6%	8%	1%
	17%	37%	16%	19%	11%		n/a	n/a	n/a	n/a	n/a	n/a	n/a	n/a
	n/a	n/a	n/a	n/a	n/a	Female	17,000	1%	70%	21%	26%	12%	4%	2%
No. of Available Vehicles	0	1	2	3	4+		n/a	n/a	n/a	n/a	n/a	n/a	n/a	n/a
	4%	31%	43%	15%	7%	On survey day:	Made work trip	82%	52%	35%	8%			
	n/a	n/a	n/a	n/a	n/a			n/a	n/a	n/a	n/a	n/a	n/a	n/a
Household Averages	Persons	Workers	Drivers	Vehicles	Trips/Day	Age	Median	0-10	11-15	16-25	26-45	46-64	65+	
	2.8	1.6	2.0	2.0	6.0		40.3	14%	9%	9%	25%	25%	17%	
	n/a	n/a	n/a	n/a	n/a	Daily trips/Person (age 11+):	n/a	n/a	n/a	n/a	n/a	n/a	n/a	n/a
	n/a	n/a	n/a	n/a	n/a									



## TRAVEL PATTERNS

TRIPS MADE BY RESIDENTS OF BRANT COUNTY							Mode of Travel						
Time Period	Trips	% of 24 hr.	Trip Purpose Category				Median Trip Length (km)	Auto Driver	Auto Passng.	Local Transit	GO Train	Walk & Cycle	Other
			HB-W	HB-S	HB-D	N-HB							
6 - 9 a.m.	15,000	20.3%	53%	17%	21%	10%	75%	10%	*	*	5%	9%	
	n/a	n/a	n/a	n/a	n/a	n/a	n/a	n/a	n/a	n/a	n/a	n/a	
	n/a	n/a	n/a	n/a	n/a	n/a	n/a	n/a	n/a	n/a	n/a	n/a	
24 hours	74,000		27%	7%	47%	19%	75%	17%	0%	0%	3%	4%	
	n/a		n/a	n/a	n/a	n/a	n/a	n/a	n/a	n/a	n/a	n/a	
	n/a		n/a	n/a	n/a	n/a	n/a	n/a	n/a	n/a	n/a	n/a	
Percentage of trips made within district: 6-9 a.m. =			31%	24 hours =			31%	9.1	8.4	87.6	96.1		
			n/a			n/a	n/a	n/a	n/a	n/a	n/a	n/a	
			n/a			n/a	n/a	n/a	n/a	n/a	n/a	n/a	

TRIPS TO BRANT COUNTY							Mode of Travel						
Time Period	Trips	% of 24 hr.	Destination Purpose				Median Trip Length (km)	Auto Driver	Auto Passng.	Local Transit	GO Train	Walk & Cycle	Other
			Work	School	Home	Other							
6 - 9 a.m.	9,600	17.2%	57%	16%	8%	20%	76%	8%	*	*	8%	7%	
	n/a	n/a	n/a	n/a	n/a	n/a	n/a	n/a	n/a	n/a	n/a	n/a	
	n/a	n/a	n/a	n/a	n/a	n/a	n/a	n/a	n/a	n/a	n/a	n/a	
24 hours	55,800		13%	3%	53%	30%	76%	16%	0%	*	4%	4%	
	n/a		n/a	n/a	n/a	n/a	n/a	n/a	n/a	n/a	n/a	n/a	
	n/a		n/a	n/a	n/a	n/a	n/a	n/a	n/a	n/a	n/a	n/a	

**LEGEND**  
 2006 TTS  
 2001 TTS  
 1996 TTS

