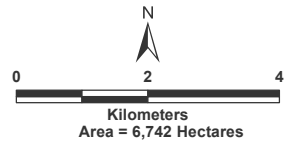
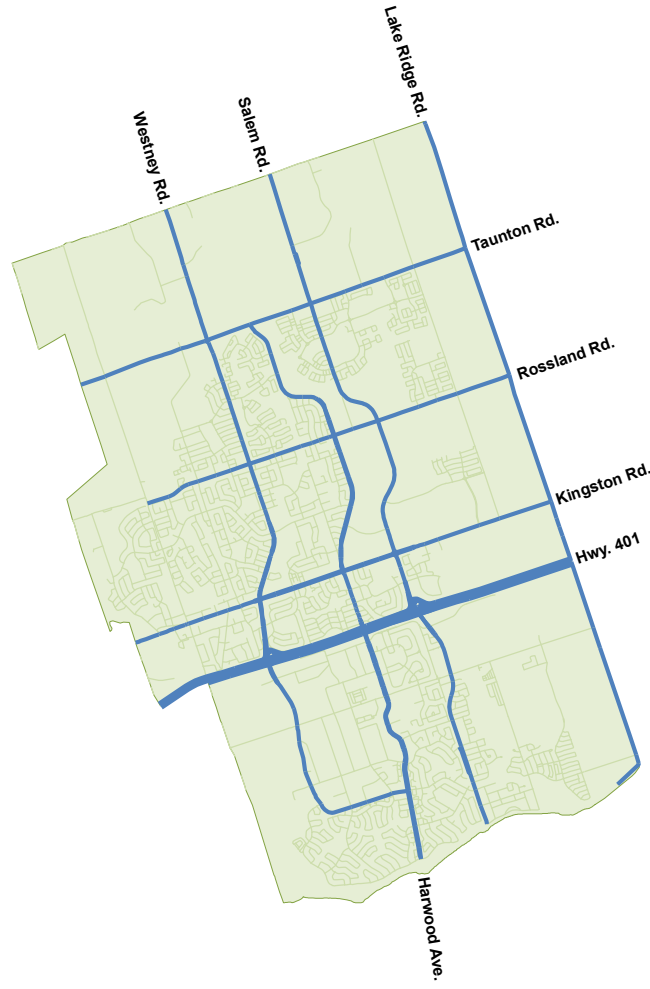
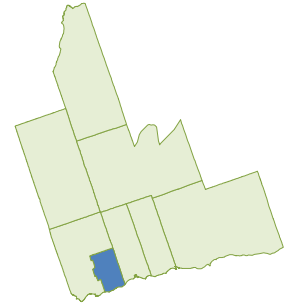


TOWN OF AJAX REGIONAL MUNICIPALITY OF DURHAM



TOWN OF AJAX

REGIONAL MUNICIPALITY OF DURHAM

HOUSEHOLD CHARACTERISTICS

Households		Dwelling Type			Household Size					Number of Available Vehicles					Household Averages				
		House	Townhouse	Apartment	1	2	3	4	5 +	0	1	2	3	4 +	Persons	Workers	Drivers	Vehicles	Trips/day
2011	35,500	79%	10%	10%	12%	27%	23%	23%	15%	4%	33%	48%	11%	4%	3.1	1.7	2.0	1.8	6.6
2006	28,600	81%	9%	10%	13%	27%	22%	24%	14%	4%	32%	49%	11%	4%	3.1	1.7	2.0	1.8	6.7
1996	21,000	79%	7%	14%	11%	26%	22%	27%	13%	5%	34%	49%	10%	2%	3.1	1.7	1.9	1.7	6.4
1986	11,600	86%	n/a	14%	9%	29%	19%	30%	12%	4%	35%	49%	10%	3%	3.1	1.7	1.9	1.8	6.5

POPULATION CHARACTERISTICS

Population		Age							Daily Trips per Person (age 11+)	Daily Work Trips per Worker	Population		Employment Type			Student	Licenced	Transit Pass
		0 - 10	11 - 15	16 - 25	26 - 45	46 - 64	65 +	Median					Full Time	Part Time	at Home			
											Male	53,400	47%	6%	3%	26%	69%	13%
												42,600	47%	6%	4%	25%	70%	8%
												31,500	51%	4%	1%	25%	66%	6%
												17,800	57%	5%	1%	25%	68%	n/a
2011	109,600	15%	7%	14%	29%	25%	9%	36.1	2.5	0.77	Female	56,200	33%	10%	3%	25%	64%	13%
2006	87,700	15%	8%	12%	30%	25%	9%	37.8	2.6	0.77		45,100	35%	11%	3%	25%	63%	8%
1996	64,900	21%	8%	10%	40%	15%	6%	32.7	2.6	0.80		33,400	35%	11%	1%	25%	59%	7%
1986	35,800	20%	8%	15%	39%	12%	5%	28.9	2.6	0.77		18,100	32%	13%	2%	24%	57%	n/a

TRIPS MADE BY RESIDENTS OF AJAX

Time Period	Trips	% 24 hr	Trip Purpose				Mode of Travel						Median Trip Length (km)			
			HB-W	HB-S	HB-D	N-HB	Driver	Pass.	Transit	GO Train	Wlk & Cy	Other	Driver	Pass.	Transit	GO Train
6-9 A.M.	59,700	25.4%	41%	22%	23%	14%	62%	13%	5%	9%	7%	3%	9.0	2.7	14.5	36.8
	48,000	24.9%	48%	22%	20%	10%	63%	14%	4%	7%	10%	2%	11.6	2.8	5.3	36.7
	33,400	24.7%	52%	21%	17%	10%	64%	13%	5%	7%	10%	3%	14.0	3.2	3.8	36.0
	18,800	24.9%	59%	19%	15%	6%	63%	9%	9%	7%	10%	3%	14.2	8.8	3.8	35.8
24 Hours	235,000		31%	13%	39%	17%	67%	16%	4%	5%	5%	2%	5.3	3.7	14.2	36.7
	193,200		33%	12%	40%	15%	68%	16%	4%	4%	6%	2%	5.4	3.7	8.4	36.7
	135,200		35%	12%	38%	15%	71%	15%	3%	4%	6%	2%	6.5	3.8	3.8	36.0
	75,300		36%	12%	37%	15%	66%	15%	5%	4%	7%	2%	6.5	5.1	3.8	35.9

TRIPS MADE TO AJAX

Time Period	Trips	% 24 hr	Trip Purpose				Mode of Travel						Median Trip Length (km)			
			Work	School	Home	Other	Driver	Pass.	Transit	GO Train	Wlk & Cy	Other	Driver	Pass.	Transit	GO Train
6-9 A.M.	39,900	19.8%	32%	28%	9%	31%	63%	17%	3%	*	11%	5%	3.8	1.9	2.9	*
	33,300	19.8%	37%	31%	9%	23%	62%	16%	4%	1%	14%	4%	4.9	2.2	2.8	25.9
	22,500	19.5%	43%	31%	6%	20%	61%	15%	6%	*	14%	4%	6.3	2.2	3.4	*
	15,400	23.3%	51%	33%	4%	12%	56%	12%	9%	*	12%	12%	7.3	7.0	3.2	*
24 Hours	201,600		10%	6%	48%	35%	68%	18%	3%	3%	6%	2%	4.4	3.5	8.3	36.7
	168,500		11%	6%	49%	34%	68%	17%	3%	2%	7%	2%	4.5	3.3	4.2	36.7
	115,200		13%	7%	50%	31%	70%	16%	3%	2%	7%	2%	4.9	3.2	3.5	36.0
	65,900		16%	10%	48%	26%	64%	15%	6%	2%	8%	5%	5.6	5.3	3.5	36.0