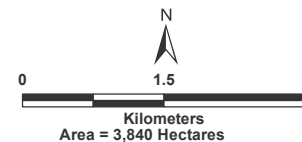
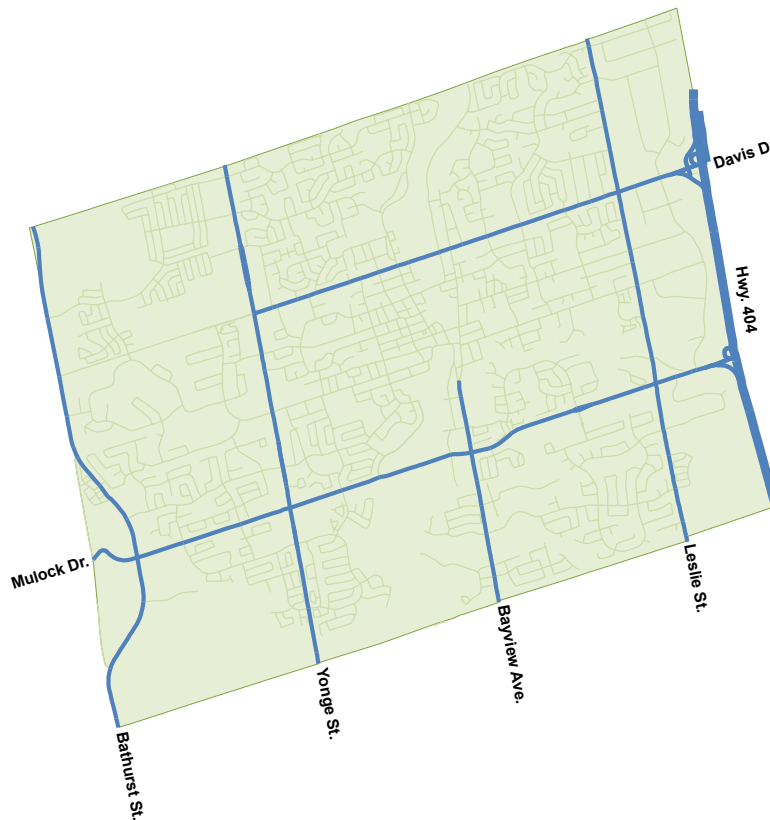
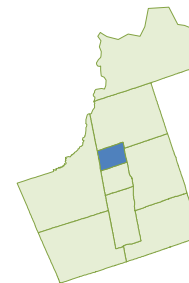


TOWN OF NEWMARKET REGIONAL MUNICIPALITY OF YORK



TOWN OF NEWMARKET

REGIONAL MUNICIPALITY OF YORK

HOUSEHOLD CHARACTERISTICS

Households		Dwelling Type			Household Size					Number of Available Vehicles					Household Averages				
		House	Townhouse	Apartment	1	2	3	4	5 +	0	1	2	3	4 +	Persons	Workers	Drivers	Vehicles	Trips/day
2011	28,400	76%	10%	15%	17%	31%	21%	20%	11%	8%	32%	46%	11%	4%	2.8	1.6	1.9	1.7	6.3
2006	25,100	78%	10%	12%	15%	31%	19%	23%	12%	6%	32%	47%	11%	3%	2.9	1.7	2.0	1.7	6.7
1996	18,200	80%	7%	14%	15%	26%	21%	24%	14%	6%	32%	51%	9%	2%	3.0	1.6	1.9	1.7	6.7
1986	10,700	88%	n/a	12%	9%	27%	21%	30%	13%	5%	32%	51%	9%	3%	3.2	1.7	1.9	1.7	6.7

POPULATION CHARACTERISTICS

Population		Age							Daily Trips per Person (age 11+)	Daily Work Trips per Worker	Population		Employment Type			Student	Licenced	Transit Pass
		0 - 10	11 - 15	16 - 25	26 - 45	46 - 64	65 +	Median			Male	Female	Full Time	Part Time	at Home			
2011	80,000	13%	7%	13%	27%	28%	12%	39.0	2.6	0.74	38,000	46%	6%	5%	23%	70%	7%	
2006	72,300	15%	8%	10%	28%	26%	12%	40.3	2.7	0.77	35,300	47%	7%	5%	25%	70%	4%	
1996	54,200	20%	9%	11%	36%	16%	8%	32.7	2.8	0.79	26,900	49%	4%	2%	27%	64%	4%	
1986	33,900	19%	10%	15%	38%	13%	6%	30.3	2.6	0.77	16,600	56%	4%	1%	28%	65%	n/a	
											42,000	34%	12%	4%	22%	68%	6%	
											37,100	34%	11%	4%	24%	66%	4%	
											27,300	33%	14%	2%	26%	63%	5%	
											17,300	32%	12%	2%	25%	57%	n/a	

TRIPS MADE BY RESIDENTS OF NEWMARKET

Time Period	Trips	% 24 hr	Trip Purpose				Mode of Travel						Median Trip Length (km)			
			HB-W	HB-S	HB-D	N-HB	Driver	Pass.	Transit	GO Train	Wlk & Cy	Other	Driver	Pass.	Transit	GO Train
6-9 A.M.	42,700	23.7%	46%	19%	22%	13%	69%	12%	4%	3%	8%	4%	5.1	2.8	5.3	44.4
	39,300	23.5%	47%	20%	21%	12%	68%	13%	2%	2%	9%	5%	5.3	2.4	29.4	44.6
	28,000	22.8%	53%	23%	16%	9%	67%	12%	4%	2%	10%	5%	18.3	2.8	4.3	45.0
	17,300	24.1%	60%	19%	14%	7%	67%	13%	4%	1%	12%	4%	10.3	4.6	40.0	45.2
24 Hours	180,100		31%	10%	42%	17%	72%	15%	4%	2%	5%	2%	3.8	3.0	6.1	44.5
	167,500		31%	11%	41%	17%	71%	17%	2%	1%	6%	3%	3.6	2.7	8.6	44.6
	122,600		32%	12%	39%	16%	71%	16%	3%	1%	6%	3%	4.0	2.6	4.1	45.0
	72,100		34%	13%	39%	14%	68%	17%	4%	1%	8%	3%	3.4	2.8	10.1	45.3

TRIPS MADE TO NEWMARKET

Time Period	Trips	% 24 hr	Trip Purpose				Mode of Travel						Median Trip Length (km)			
			Work	School	Home	Other	Driver	Pass.	Transit	GO Train	Wlk & Cy	Other	Driver	Pass.	Transit	GO Train
6-9 A.M.	37,400	21.2%	44%	24%	7%	25%	69%	13%	3%	*	9%	7%	4.8	2.6	3.6	*
	37,900	21.5%	45%	25%	6%	24%	66%	15%	2%	*	9%	9%	4.6	2.6	2.9	*
	23,000	18.3%	43%	32%	5%	20%	60%	14%	3%	*	12%	10%	5.5	2.8	3.5	*
	13,900	19.1%	54%	25%	5%	16%	63%	13%	2%	*	14%	8%	4.3	3.1	5.0	*
24 Hours	176,700		14%	6%	42%	38%	72%	16%	3%	1%	6%	3%	3.9	3.2	4.4	44.8
	176,500		14%	6%	39%	40%	71%	18%	2%	1%	6%	3%	3.7	3.0	4.2	44.6
	125,600		13%	7%	41%	40%	70%	18%	2%	0%	6%	3%	3.8	2.9	3.3	45.0
	72,900		14%	7%	42%	37%	68%	17%	3%	0%	8%	4%	3.3	3.0	5.8	46.1