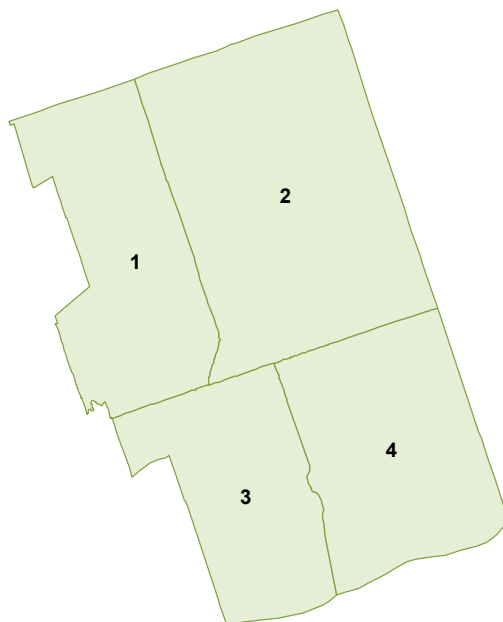
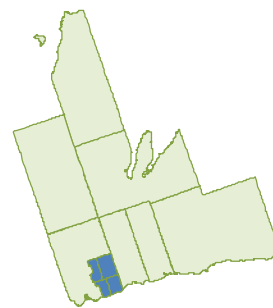


# TOWN OF AJAX



## HOUSEHOLD CHARACTERISTICS

Households	Dwelling Type			Household Size					Number of Available Vehicles					Household Averages				
	House	Townhouse	Apartment	1	2	3	4	5+	0	1	2	3	4+	Persons	Workers	Drivers	Vehicles	Trips/day
35,500	79%	10%	10%	12%	27%	23%	23%	15%	4%	33%	48%	11%	4%	3.1	1.7	2.0	1.8	6.6

## POPULATION CHARACTERISTICS

Population	Age							Daily Trips per Person (age 11+)	Daily Work Trips per Worker	Population	Employment Type			Student	Licenced	Transit
	0 - 10	11 - 15	16 - 25	26 - 45	46 - 64	65+	Median				Full Time	Part Time	At Home			
	Male															
	53,400	47%	6%	3%	26%	69%	13%									
Female																
56,200	33%	10%	3%	25%	64%	13%										

## TRIPS MADE BY RESIDENTS OF TOWN OF AJAX

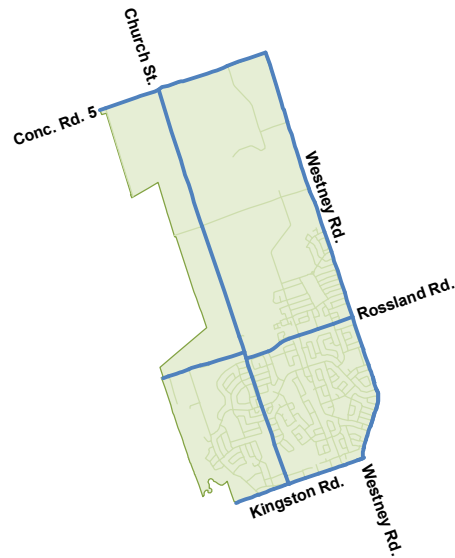
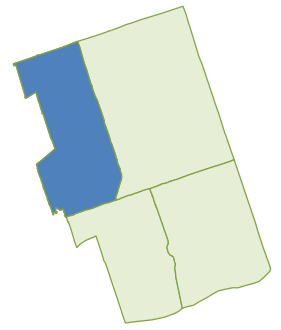
Time Period	Trips	% 24 hr	Trip Purpose				Mode of Travel						Median Trip Length (km)			
			HB-W	HB-S	HB-D	N-HB	Driver	Pass.	Transit	GO Train	Wlk & Cy	Other	Driver	Pass.	Transit	GO Train
6-9 AM	59,700	25.4%	41%	22%	23%	14%	62%	13%	5%	9%	7%	3%	9.0	2.7	14.5	36.8
24 Hours	235,000		31%	13%	39%	17%	67%	16%	4%	5%	5%	2%	5.3	3.7	14.2	36.7

## TRIPS TO TOWN OF AJAX

Time Period	Trips	% 24 hr	Trip Purpose				Mode of Travel						Median Trip Length (km)			
			Work	School	Home	Other	Driver	Pass.	Transit	GO Train	Wlk & Cy	Other	Driver	Pass.	Transit	GO Train
6-9 AM	39,900	19.8%	32%	28%	9%	31%	63%	17%	3%	*	11%	5%	3.8	1.9	2.9	*
24 Hours	201,600		10%	6%	48%	35%	68%	18%	3%	3%	6%	2%	4.4	3.5	8.3	36.7

# TOWN OF AJAX

## WARD 1



### HOUSEHOLD CHARACTERISTICS

Households	Dwelling Type			Household Size					Number of Available Vehicles					Household Averages				
	House	Townhouse	Apartment	1	2	3	4	5+	0	1	2	3	4+	Persons	Workers	Drivers	Vehicles	Trips/day
8,800	88%	8%	4%	7%	27%	26%	24%	16%	2%	24%	52%	17%	5%	3.2	1.8	2.3	2.1	7.3

### POPULATION CHARACTERISTICS

Population	Age						Daily Trips per Person (age 11+)	Daily Work Trips per Worker	Population	Employment Type			Student	Licenced	Transit	
	0 - 10	11 - 15	16 - 25	26 - 45	46 - 64	65+				Median	Full Time	Part Time				At Home
28,400	12%	8%	17%	25%	30%	8%	37.6	2.6	0.78	14,900	34%	11%	3%	28%	67%	13%

### TRIPS MADE BY RESIDENTS OF TOWN OF AJAX - WARD 1

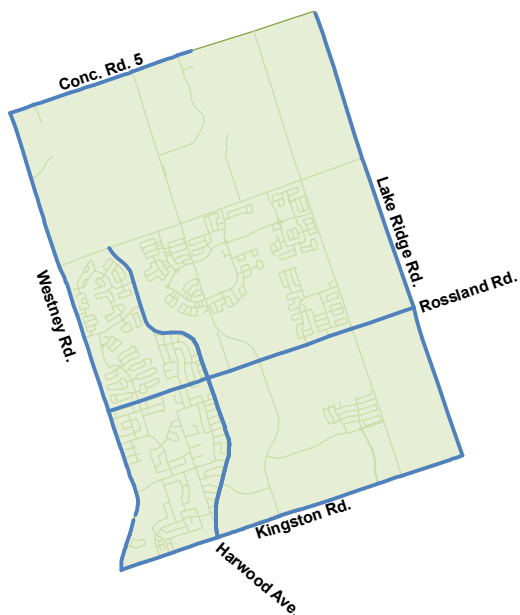
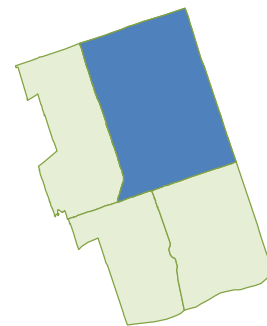
Time Period	Trips	% 24 hr	Trip Purpose				Mode of Travel						Median Trip Length (km)			
			HB-W	HB-S	HB-D	N-HB	Driver	Pass.	Transit	GO Train	Wlk & Cy	Other	Driver	Pass.	Transit	GO Train
6-9 AM	16,300	25.3%	41%	21%	25%	12%	62%	14%	4%	9%	8%	3%	10.5	2.5	24.4	35.7
24 Hours	64,700		31%	14%	40%	16%	68%	16%	3%	6%	5%	2%	5.1	3.6	15.6	35.8

### TRIPS TO TOWN OF AJAX - WARD 1

Time Period	Trips	% 24 hr	Trip Purpose				Mode of Travel						Median Trip Length (km)			
			Work	School	Home	Other	Driver	Pass.	Transit	GO Train	Wlk & Cy	Other	Driver	Pass.	Transit	GO Train
6-9 AM	6,800	17.0%	15%	43%	15%	27%	51%	21%	2%	*	20%	6%	2.4	2.5	5.2	*
24 Hours	39,900		4%	8%	68%	21%	64%	17%	3%	4%	9%	3%	4.4	3.6	14.2	35.8

# TOWN OF AJAX

## WARD 2



### HOUSEHOLD CHARACTERISTICS

Households	Dwelling Type			Household Size					Number of Available Vehicles					Household Averages				
	House	Townhouse	Apartment	1	2	3	4	5+	0	1	2	3	4+	Persons	Workers	Drivers	Vehicles	Trips/day
9,900	88%	10%	1%	6%	18%	25%	29%	22%	2%	30%	51%	13%	4%	3.5	1.9	2.2	1.9	7.5

### POPULATION CHARACTERISTICS

Population	Age							Daily Trips per Person (age 11+)	Daily Work Trips per Worker	Population	Employment Type			Student	Licenced	Transit
	0 - 10	11 - 15	16 - 25	26 - 45	46 - 64	65+	Median				Full Time	Part Time	At Home			
34,700	18%	9%	16%	31%	22%	5%	32.6	2.6	0.78	17,000	35%	9%	2%	31%	60%	16%

### TRIPS MADE BY RESIDENTS OF TOWN OF AJAX - WARD 2

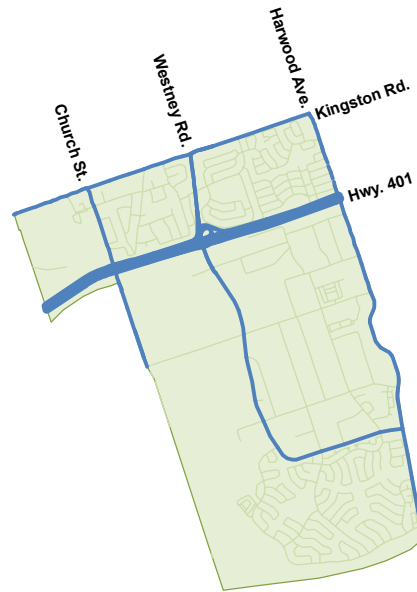
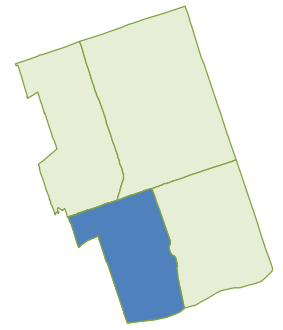
Time Period	Trips	% 24 hr	Trip Purpose				Mode of Travel						Median Trip Length (km)			
			HB-W	HB-S	HB-D	N-HB	Driver	Pass.	Transit	GO Train	W/lk & Cy	Other	Driver	Pass.	Transit	GO Train
6-9 AM	21,500	28.9%	38%	25%	22%	15%	59%	15%	5%	10%	7%	3%	10.7	1.9	14.1	38.2
24 Hours	74,400		31%	17%	35%	17%	64%	18%	5%	6%	6%	2%	7.3	3.8	14.2	38.1

### TRIPS TO TOWN OF AJAX - WARD 2

Time Period	Trips	% 24 hr	Trip Purpose				Mode of Travel						Median Trip Length (km)			
			Work	School	Home	Other	Driver	Pass.	Transit	GO Train	W/lk & Cy	Other	Driver	Pass.	Transit	GO Train
6-9 AM	12,800	18.9%	21%	36%	10%	34%	57%	21%	5%	*	12%	5%	2.4	1.5	2.6	*
24 Hours	67,600		7%	7%	45%	40%	65%	20%	3%	3%	6%	2%	4.5	3.4	10.8	38.2

# TOWN OF AJAX

## WARD 3



### HOUSEHOLD CHARACTERISTICS

Households	Dwelling Type			Household Size					Number of Available Vehicles					Household Averages				
	House	Townhouse	Apartment	1	2	3	4	5+	0	1	2	3	4+	Persons	Workers	Drivers	Vehicles	Trips/day
6,600	73%	12%	15%	19%	31%	22%	19%	10%	4%	43%	44%	6%	2%	2.7	1.4	1.9	1.6	5.8

### POPULATION CHARACTERISTICS

Population	Age							Daily Trips per Person (age 11+)	Daily Work Trips per Worker	Population	Employment Type			Student	Licenced	Transit
	0 - 10	11 - 15	16 - 25	26 - 45	46 - 64	65+	Median				Full Time	Part Time	At Home			
17,800	12%	5%	15%	27%	27%	14%	39.4	2.4	0.75	9,700	33%	10%	2%	19%	67%	13%

### TRIPS MADE BY RESIDENTS OF TOWN OF AJAX - WARD 3

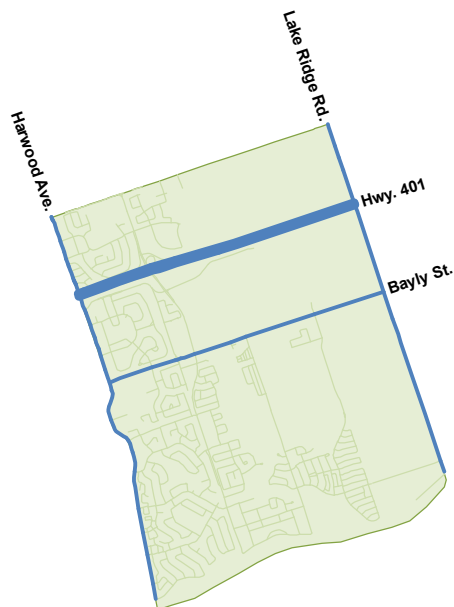
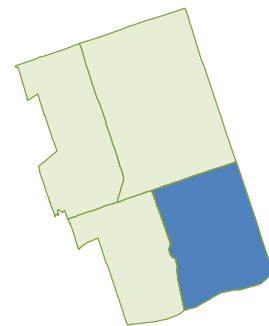
Time Period	Trips	% 24 hr	Trip Purpose				Mode of Travel						Median Trip Length (km)			
			HB-W	HB-S	HB-D	N-HB	Driver	Pass.	Transit	GO Train	Wlk & Cy	Other	Driver	Pass.	Transit	GO Train
6-9 AM	8,500	22.4%	41%	21%	24%	14%	65%	13%	4%	8%	8%	3%	8.8	3.0	10.5	34.9
24 Hours	37,900		30%	10%	42%	18%	69%	17%	4%	5%	5%	1%	4.6	3.7	11.0	35.0

### TRIPS TO TOWN OF AJAX - WARD 3

Time Period	Trips	% 24 hr	Trip Purpose				Mode of Travel						Median Trip Length (km)			
			Work	School	Home	Other	Driver	Pass.	Transit	GO Train	Wlk & Cy	Other	Driver	Pass.	Transit	GO Train
6-9 AM	11,900	23.4%	58%	6%	5%	31%	81%	11%	2%	*	4%	2%	5.3	3.9	5.3	*
24 Hours	50,800		20%	2%	31%	48%	75%	16%	3%	2%	3%	1%	4.3	3.9	7.5	35.1

# TOWN OF AJAX

## WARD 4



### HOUSEHOLD CHARACTERISTICS

Households	Dwelling Type			Household Size					Number of Available Vehicles					Household Averages				
	House	Townhouse	Apartment	1	2	3	4	5+	0	1	2	3	4+	Persons	Workers	Drivers	Vehicles	Trips/day
10,300	67%	12%	21%	17%	33%	21%	19%	11%	7%	39%	44%	7%	3%	2.8	1.5	1.8	1.6	5.6

### POPULATION CHARACTERISTICS

Population	Age							Daily Trips per Person (age 11+)	Daily Work Trips per Worker	Population	Employment Type			Student	Licenced	Transit
	0 - 10	11 - 15	16 - 25	26 - 45	46 - 64	65+	Median				Full Time	Part Time	At Home			
28,600	16%	6%	10%	31%	24%	12%	37.8	2.4	0.76	14,100	47%	5%	4%	23%	69%	11%
											Female					
										14,600	32%	9%	3%	20%	64%	11%

### TRIPS MADE BY RESIDENTS OF TOWN OF AJAX - WARD 4

Time Period	Trips	% 24 hr	Trip Purpose				Mode of Travel						Median Trip Length (km)			
			HB-W	HB-S	HB-D	N-HB	Driver	Pass.	Transit	GO Train	Wlk & Cy	Other	Driver	Pass.	Transit	GO Train
6-9 AM	13,300	23.0%	46%	18%	23%	13%	65%	10%	5%	9%	6%	4%	6.8	2.1	5.1	37.3
24 Hours	58,000		33%	10%	42%	15%	70%	15%	4%	5%	4%	2%	4.6	3.6	6.1	37.3

### TRIPS TO TOWN OF AJAX - WARD 4

Time Period	Trips	% 24 hr	Trip Purpose				Mode of Travel						Median Trip Length (km)			
			Work	School	Home	Other	Driver	Pass.	Transit	GO Train	Wlk & Cy	Other	Driver	Pass.	Transit	GO Train
6-9 AM	8,400	19.5%	26%	34%	8%	32%	58%	17%	5%	*	13%	6%	3.3	2.1	2.3	*
24 Hours	43,300		10%	7%	56%	27%	68%	16%	3%	3%	6%	3%	4.3	3.0	4.2	37.5