TOWN OF PICKERING

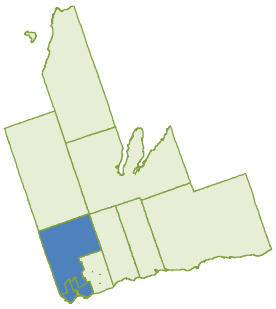

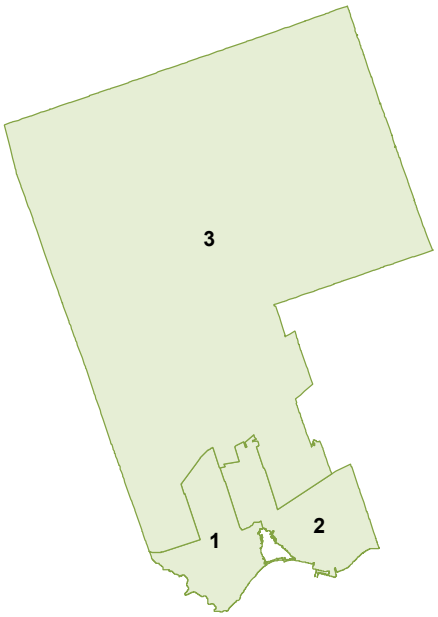

N

HOUSEHOLD CHARACTERISTICS

Households	Dwelling Type			Household Size					Number of Available Vehicles					Household Averages				
	House	Townhouse	Apartment	1	2	3	4	5+	0	1	2	3	4+	Persons	Workers	Drivers	Vehicles	Trips/day
30,800	81%	9%	10%	15%	31%	20%	23%	11%	4%	31%	48%	12%	4%	2.9	1.7	2.1	1.8	6.8

POPULATION CHARACTERISTICS

Population	Age							Daily Trips per Person (age 11+)	Daily Work Trips per Worker	Population	Employment Type			Student	Licenced	Transit
	0 - 10	11 - 15	16 - 25	26 - 45	46 - 64	65+	Median				Full Time	Part Time	At Home			
										Male						
										43,400	44%	7%	5%	26%	74%	11%
										Female						
88,700	11%	7%	16%	24%	29%	12%	40.7	2.7	0.76	45,300	34%	11%	4%	23%	69%	14%

TRIPS MADE BY RESIDENTS OF TOWN OF PICKERING

Time Period	Trips	% 24 hr	Trip Purpose				Mode of Travel						Median Trip Length (km)			
			HB-W	HB-S	HB-D	N-HB	Driver	Pass.	Transit	GO Train	Wlk & Cy	Other	Driver	Pass.	Transit	GO Train
6-9 AM	50,000	23.8%	43%	21%	24%	12%	63%	14%	5%	8%	6%	4%	9.9	2.5	14.3	29.6
24 Hours	210,000		29%	12%	43%	16%	68%	17%	4%	5%	5%	2%	6.2	4.4	13.7	29.6

TRIPS TO TOWN OF PICKERING

Time Period	Trips	% 24 hr	Trip Purpose				Mode of Travel						Median Trip Length (km)			
			Work	School	Home	Other	Driver	Pass.	Transit	GO Train	Wlk & Cy	Other	Driver	Pass.	Transit	GO Train
6-9 AM	38,600	20.1%	43%	22%	9%	26%	70%	14%	3%	0%	8%	4%	6.2	1.9	3.3	11.4
24 Hours	191,400		13%	5%	46%	36%	70%	17%	3%	3%	5%	2%	5.1	3.7	6.4	29.6

TOWN OF PICKERING
WARD 1

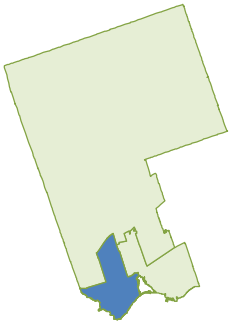

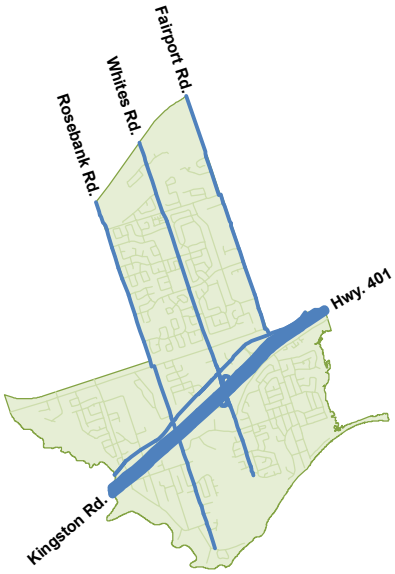

N

HOUSEHOLD CHARACTERISTICS

Households	Dwelling Type			Household Size					Number of Available Vehicles					Household Averages				
	House	Townhouse	Apartment	1	2	3	4	5+	0	1	2	3	4+	Persons	Workers	Drivers	Vehicles	Trips/day
9,900	93%	5%	3%	11%	33%	22%	22%	11%	2%	26%	52%	15%	5%	2.9	1.8	2.2	2.0	7.4

POPULATION CHARACTERISTICS

Population	Age							Daily Trips per Person (age 11+)	Daily Work Trips per Worker	Population	Employment Type			Student	Licenced	Transit
	0 - 10	11 - 15	16 - 25	26 - 45	46 - 64	65+	Median				Full Time	Part Time	At Home			
										Male						
										14,100	46%	6%	5%	25%	76%	12%
										Female						
29,100	9%	8%	17%	21%	35%	10%	42.6	2.8	0.77	15,000	38%	12%	5%	22%	72%	15%

TRIPS MADE BY RESIDENTS OF TOWN OF PICKERING - WARD 1

Time Period	Trips	% 24 hr	Trip Purpose				Mode of Travel						Median Trip Length (km)			
			HB-W	HB-S	HB-D	N-HB	Driver	Pass.	Transit	GO Train	Wlk & Cy	Other	Driver	Pass.	Transit	GO Train
6-9 AM	17,700	24.1%	46%	21%	21%	11%	63%	11%	4%	9%	9%	4%	10.0	3.6	22.3	28.4
24 Hours	73,200		30%	12%	41%	17%	69%	15%	3%	5%	5%	2%	6.2	4.5	18.6	28.4

TRIPS TO TOWN OF PICKERING - WARD 1

Time Period	Trips	% 24 hr	Trip Purpose				Mode of Travel						Median Trip Length (km)			
			Work	School	Home	Other	Driver	Pass.	Transit	GO Train	Wlk & Cy	Other	Driver	Pass.	Transit	GO Train
6-9 AM	11,300	20.4%	24%	39%	9%	28%	57%	15%	5%	*	15%	7%	3.7	1.7	3.1	*
24 Hours	55,400		8%	9%	54%	29%	66%	17%	3%	4%	7%	3%	4.8	3.4	6.3	28.4

TOWN OF PICKERING
WARD 2

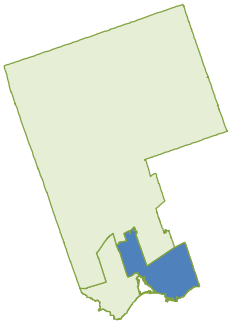

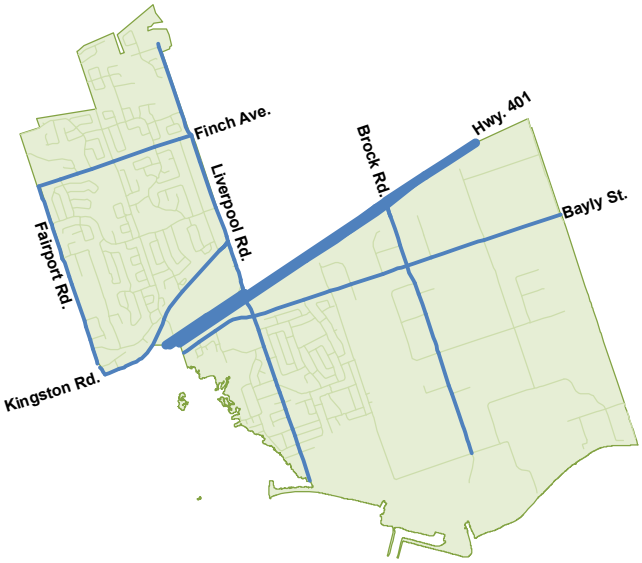

N

HOUSEHOLD CHARACTERISTICS

Households	Dwelling Type			Household Size					Number of Available Vehicles					Household Averages				
	House	Townhouse	Apartment	1	2	3	4	5+	0	1	2	3	4+	Persons	Workers	Drivers	Vehicles	Trips/day
7,400	88%	7%	5%	14%	31%	25%	22%	8%	3%	32%	46%	13%	6%	2.8	1.7	2.1	1.9	7.3

POPULATION CHARACTERISTICS

Population	Age							Daily Trips per Person (age 11+)	Daily Work Trips per Worker	Population	Employment Type			Student	Licenced	Transit
	0 - 10	11 - 15	16 - 25	26 - 45	46 - 64	65+	Median				Full Time	Part Time	At Home			
										Male						
										10,400	40%	9%	7%	26%	77%	12%
										Female						
20,700	7%	8%	19%	18%	34%	13%	44.5	2.8	0.76	10,300	34%	15%	4%	23%	72%	17%

TRIPS MADE BY RESIDENTS OF TOWN OF PICKERING - WARD 2

Time Period	Trips	% 24 hr	Trip Purpose				Mode of Travel						Median Trip Length (km)			
			HB-W	HB-S	HB-D	N-HB	Driver	Pass.	Transit	GO Train	Wlk & Cy	Other	Driver	Pass.	Transit	GO Train
6-9 AM	12,500	23.2%	43%	22%	24%	11%	62%	15%	5%	9%	5%	3%	6.6	2.4	3.5	30.4
24 Hours	54,000		28%	12%	45%	15%	69%	16%	3%	5%	5%	2%	4.0	3.2	5.2	30.5

TRIPS TO TOWN OF PICKERING - WARD 2

Time Period	Trips	% 24 hr	Trip Purpose				Mode of Travel						Median Trip Length (km)			
			Work	School	Home	Other	Driver	Pass.	Transit	GO Train	Wlk & Cy	Other	Driver	Pass.	Transit	GO Train
6-9 AM	15,000	25.4%	66%	7%	7%	20%	85%	8%	1%	*	2%	4%	10.7	3.8	8.7	*
24 Hours	59,000		25%	2%	39%	35%	76%	15%	2%	2%	4%	2%	5.2	3.9	9.7	30.5

TOWN OF PICKERING
WARD 3

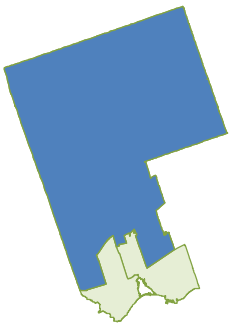

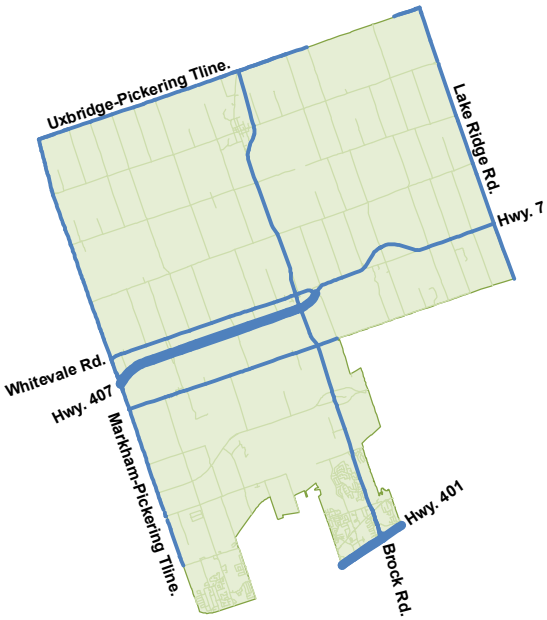

N

HOUSEHOLD CHARACTERISTICS

Households	Dwelling Type			Household Size					Number of Available Vehicles					Household Averages				
	House	Townhouse	Apartment	1	2	3	4	5+	0	1	2	3	4+	Persons	Workers	Drivers	Vehicles	Trips/day
13,600	68%	14%	18%	18%	30%	16%	24%	12%	5%	35%	47%	9%	3%	2.9	1.5	1.9	1.7	6.1

POPULATION CHARACTERISTICS

Population	Age							Daily Trips per Person (age 11+)	Daily Work Trips per Worker	Population	Employment Type			Student	Licenced	Transit
	0 - 10	11 - 15	16 - 25	26 - 45	46 - 64	65+	Median				Full Time	Part Time	At Home			
										Male						
										18,900	43%	7%	4%	26%	71%	10%
										Female						
38,900	14%	7%	13%	30%	23%	13%	38.3	2.5	0.75	20,000	31%	9%	4%	23%	65%	12%

TRIPS MADE BY RESIDENTS OF TOWN OF PICKERING - WARD 3

Time Period	Trips	% 24 hr	Trip Purpose				Mode of Travel						Median Trip Length (km)			
			HB-W	HB-S	HB-D	N-HB	Driver	Pass.	Transit	GO Train	Wlk & Cy	Other	Driver	Pass.	Transit	GO Train
6-9 AM	19,800	23.9%	40%	20%	26%	13%	62%	15%	5%	7%	5%	5%	11.4	2.3	15.2	31.3
24 Hours	82,800		29%	11%	43%	16%	67%	18%	4%	4%	4%	3%	8.1	5.0	15.3	31.5

TRIPS TO TOWN OF PICKERING - WARD 3

Time Period	Trips	% 24 hr	Trip Purpose				Mode of Travel						Median Trip Length (km)			
			Work	School	Home	Other	Driver	Pass.	Transit	GO Train	Wlk & Cy	Other	Driver	Pass.	Transit	GO Train
6-9 AM	12,300	16.0%	32%	25%	10%	33%	65%	20%	3%	*	9%	3%	4.1	1.9	3.2	*
24 Hours	76,900		9%	4%	45%	42%	68%	20%	3%	2%	4%	2%	5.2	3.8	6.0	31.8